

County of Curry
TREASURERS REPORT

Reported as of SATURDAY JUNE 30, 2012

DLS

B5

	Begin-Fiscal	Yearly	Yearly	Yearly	TOTAL
	Balance	Cash	Cash	Cash	
		Receipts	Disbursement	Transfer	
GENERAL FUND 401	7,531,275.45	12,383,596.03	10,580,616.52-	1,997,088.57-	7,337,166.39
ROAD FUND 402	372,937.15	970,032.81	1,751,284.06-	1,074,042.00	665,727.90
CIGARETTE TAX 1 CENT 404	22.83				22.83
INDIGENT HOSPITAL FUND 406	261,225.08	1,224,152.83	1,260,303.81-		225,074.10
BROADVIEW FIRE FUND 407	1,558.02	43,780.73	32,261.85-		13,076.90
BROADVIEW FIRE / EMS 407-13					
FIELD FIRE FUND 408	156,546.48	37,455.82	16,192.57-		177,809.73
FIELD FIRE / EMS 408-13					
PLEASANT HILL FIRE FUND 409	250,005.11	49,348.66	12,391.47-		286,962.30
PL HILL FIRE / EMS 409-13	2,399.14		1,901.00-		498.14
SPECIAL EVENTS CENTER 410-01	179,603.11	43,568.87	652,438.82-	431,000.00	1,733.16
FAIRGROUNDS 410-00	53,404.57		34,345.31-	30,000.00	49,059.26
REMODELING ADC ANNEX 411	0.74				0.74
CLERK EQUIP-RECORD FUND 412	52,720.26	62,778.00	49,945.62-		65,552.64
COMMISSARY/RECREATN FUND 413	29,116.14	42,799.59	46,752.18-		25,163.55
RESTITUTION&FORFEITURES 420	9,915.37	18,396.09	12,272.50-		16,038.96
OVERPAYMENT OF TAXES 471	93,009.61-	1,437.10			91,572.51-
TAXES PD IN ADVANCE 474	6,024.59	1,240.40			7,264.99
TAX SUSPENSE 477	85,468.43				85,468.43
UNDISTRIB/PREBILLED TAX 481	11,906.51	27,896.31			39,802.82
UNDISTRIBUTED DEL TAXES 482					
BRANCH COLLEGE 551		1,201,446.15	1,201,446.15-		
CITY OF CLOVIS 575		1,737,702.22	1,737,702.22-		
CITY OF TEXICO 576		13,588.77	13,588.77-		
VILLAGE OF MELROSE 577		12,073.92	12,073.92-		
VILLAGE OF GRADY 578		5,068.96	5,068.96-		
STATE LEVY 591		953,035.81	953,035.81-		
CATTLE LEVY 592		28,663.27	28,663.27-		
SHEEP/GOAT LEVY 593		8.51	8.51-		
EQUINE LEVY 594		160.61	160.61-		
DAIRY CATTLE LEVY 595		129,132.98	129,132.98-		
STATE PENALTY & INTEREST 596		42,855.68	42,855.68-		
STATE RESEARCH FEES 597		24,231.45	24,231.45-		
CHILDREN TRUST FUND 598		8,805.00	8,805.00-		
LEG. APPROPRIATION 600					
ENVIRONMENTAL GROSS RCP 601	551,405.87	260,413.97	72,282.77-	42,500.00-	697,037.07
REAPPRAISAL FUND 602	259,054.59	188,262.27	123,034.60-		324,282.26
CORRECTION FEES FUND 603	98,817.83	185,382.54	143,469.94-		140,730.43
DWI PARTNERSHIP-GRANT 604	117,112.27	101,809.49	96,288.44-		122,633.32
GO BOND/ FAIRGROUND 605	554,705.56	541,737.67	535,123.75-		561,319.48
LAW ENFORCEMENT PROTECTN 607	2,273.86	30,200.00	28,966.08-		3,507.78
DWI-GRANT 608	41,494.39	217,215.61	225,234.47-		33,475.53
SPECIAL DWI GRANT 611	68,607.37-	94,487.02	102,076.52-		76,196.87-
FOSTER GRANDPARENT PROG 615	4,758.38	68,154.00	77,975.75-	5,394.00	330.63
RETIRED SENIOR VOL PROG 616	1,892.49	18,802.00	25,615.43-	2,094.00	2,826.94-
MCH GRANT 619	41,327.35	1,010.00	5,024.60-		37,312.75
BEAUTIFICATION-GRANT 626	2,751.81-	2,751.81			
BEAUTIFICATION GRT 10/11 639		680.96	2,997.23-		2,316.27-
ROAD CAPTIAL FUND 670	67,957.91	1,255,409.96	1,429,391.61-	176,775.42	70,751.68
LACASA FAMILY HEALTHCNTR 672	1,087.20-	1,195.73	108.53-		
MISDEMEANOR COMPLIANCE 677	1,355.00	37,061.90	34,756.90-		3,660.00
KEEP NM BEAUTIFUL GRANT 679	761.44-	791.80			30.36
LA CASA SR CNTR RENOV 680					
TEEN COURT DONATIONS 681	28,434.99	5,555.21	15,558.40-		18,431.80
FRAMEWORK FOR CHANGE 682	17,782.89	10,020.00	10,862.35-		16,940.54
VICTIMS IMPACT PANEL 683	14,736.87	10,000.00	7,235.22-		17,501.65
COURT HOUSE SECURITY 684	25,573.08		42,042.80-	282,572.00	266,102.28
BOBCAT-FG REST-BUCKAROO 686	1,040.00		1,040.00-		
100TH CC ANNIV CELEBRATE 687	17.23	112.00			129.23
SENIOR CITIZENS FUND 690	12,579.88				12,579.88
TRAFFIC SAFETY 691					
HUD RENTAL ASST GRANT 692		125,724.00	125,724.00-		
S/O SAFETY EQUIP/TRAIN 693					
OEA JOINT LAND USE GRANT 695	4,788.85			4,788.85-	
INMATE TRUST VOIDED CHKS 696	13,115.76	4,591.66			17,707.42
VOIDED CKS HOLDING ACCT 697	479.70	2,063.21-			1,583.51-
WILDLAND FIRE COORDINA 698	362.88-	362.88			
SANCTION SVC JUV OFFEND 699	13,179.51-	76,365.69	73,183.29-		9,997.11-
CLOVIS SCHOOLS 701		4,682,907.02	4,682,907.02-		
TEXICO SCHOOLS 702		345,886.88	345,886.88-		
MELROSE SCHOOLS 712		128,612.95	128,612.95-		

County of Curry
TREASURERS REPORT

Reported as of SATURDAY JUNE 30, 2012

DLS

B5

	Begin-Fiscal Balance	Yearly Cash Receipts	Yearly Cash Disbursement	Yearly Cash Transfer	TOTAL
RSVP - FEDERAL 716		376.00	1,053.00-		677.00-
GRADY SCHOOLS 761		69,346.24	69,346.24-		
FIRE PROTECTION GRANT 800					
BULLETPROOF VEST PROG 801	3,490.00		3,490.00-		
H1N1 VACCINE FUND 802					
WAL-MART GRANT 803	104.62		104.62-		
NM HISTORY REC SOCIETY 804					
RECYCLE & ILLEGAL DUMP 805	9,125.94-	9,125.94			
YCC GRANT 806	8,649.75-	16,217.49	7,567.74-		
MELROSE WASTE WATER-CDBG 807		425,000.00	467,500.00-	42,500.00	
JUVENILE ADJUDICATION 808		2,597.22	9,507.13-		6,909.91-
COMMUNITY TRANSFORMATION 809		17,583.32	16,615.20-		968.12
TOTAL	10,670,892.84	27,996,944.59	27,518,062.50-		11,149,774.93

CERTIFIED BY THE TREASURER
OF CURRY COUNTY.

Debbie Spriggs

County of Curry
CASH BALANCE REPORT

Reported as of SATURDAY JUNE 30, 2012

DLS

B5

	Begin-Fiscal	Monthly	Yearly	
	Balance	Net	Net	TOTAL
		Activity	Activity	
CASH ON HAND 101	1,075.00	3,773.16	3,816.69	4,891.69
WELLS FARGO BANK/CLOVIS 102	5,636.04	3.81	3,015.36-	2,620.68
THE BANK OF CLOVIS 103	501.03	1,002.06-	501.03-	
NEW MEXICO BANK & TRUST 105	5,006,975.93	60,469.33	384,935.52	5,391,911.45
WESTERN BANK 106				
LINSCO PRIVATE LEDGER 107	3,303,521.95	1,207,156.58-	1,109,527.07-	2,193,994.88
MACQUARIE ALLG CAP 109	2,351,166.89	1,195,107.90	1,204,279.84	3,555,446.73
FIRST COMMUNITY BANK 110				
BANK OF AMERICA 111				
CITIZENS BANK OF CLOVIS 112				
LOCAL GVMNT INVSTMNT POOL115	2,016.00	1,270.54-	1,269.50-	746.50
PETTY CASH 116			163.00	163.00
TOTAL INVESTMENTS				
TOTAL CASH AND INVESTMENTS	10,670,892.84	49,925.02	478,882.09	11,149,774.93

DEPARTMENT OF FINANCE AND ADMINISTRATION
 LOCAL GOVERNMENT DIVISION
 RECAP AND RECONCILIATION REPORT

I hereby certify that the contents in this report are true and correct to the best of my knowledge and includes all funds.

Entity County of Curry
 Period Ending THURSDAY JUNE 30, 2012
 Prepared by Debbie Spriggs
 DLS B5 GLER18

FUND#	FUND NAME	BEGINNING CASH BALANCE CURRENT-FYR	REVENUES TO-DATE	TRANSFERS TO-DATE	EXPENDATURES TO-DATE	ENDING CASH BALANCE FOR PERIOD	ADD OUTSTANDING CHECKS	LESS DEPOSITS IN TRANSIT	ADJUSTMENTS PER BANK (+ / -)	ADJUSTED BALANCE FOR PERIOD	BALANCE PER BANK STATEMENT	FUND DIFFERENCE	RUNNING DIFFERENCE
101	CASH ON HAND										1075.00		1075.00-
102	WELLS FARGO BANK										2620.68	2620.68-	3695.68-
103	BANK OF CLOVIS												3695.68-
105	NM BANK AND TRUST							22133.11	3655.74-	25788.85-	6505628.35	6531417.20-	6535112.88-
107	LINSCO/PRIVATE LEDGER CORP										2193994.88	2193994.88-	8729107.76-
109	MACQUARIE ALLEGIANCE CAPITAL										3555446.73	3555446.73-	12284554.49-
110	FIRST COMMUNITY BANK												12284554.49-
112	CITIZENS BANK OF CLOVIS												12284554.49-
115	LOCAL GOVERNMENT INVESTMENT POOL										746.50	746.50-	12285300.99-
116	PETTY CASH										163.00	163.00-	12285463.99-
401	GENERAL FUND	7531275.45	12383596.03	1997088.57-	10580616.52	7337166.39	435204.91			7772371.30		7772371.30	4513092.69-
402	ROAD FUND	372937.15	970032.81	1074042.00	1751284.06	665727.90	110865.11			776593.01		776593.01	3736499.68-
404	RECREATION FUND	22.83				22.83				22.83		22.83	3736476.85-
406	INDIGENT HOSPITAL FUND	261225.08	1224152.83		1260303.81	225074.10	196502.92			421577.02		421577.02	3314899.83-
407	BROADVIEW FIRE FUND	1558.02	43780.73		32261.85	13076.90	110.97			13187.87		13187.87	3301711.96-
408	FIELD FIRE FUND	156546.48	37455.82		16192.57	177809.73	35.97			177845.70		177845.70	3123866.26-
409	PLEASANT HILL FIRE FUND	252404.25	49348.66		14292.47	287460.44	56.81			287517.25		287517.25	2836349.01-
410	FAIRGROUNDS	233007.68	43568.87	461000.00	686784.13	50792.42				50792.42		50792.42	2785556.59-
411	REMODELING ADC ANNEX	0.74				0.74				0.74		0.74	2785555.85-
412	CLERK'S EQUIP.-RECORD FUND	52720.26	62778.00		49945.62	65552.64	3403.50			68956.14		68956.14	2716599.71-
413	COMMISSARY/RECREATION FUND	29116.14	42799.59		46752.18	25163.55	5031.00			30194.55		30194.55	2686405.16-
420	RESTITUTION AND FORFEITURES	9915.37	18396.09		12272.50	16038.96	482.72			16521.68		16521.68	2669883.48-
471	OVERPAYMENT OF TAXES	93009.61-	1437.10			91572.51-	80561.83			11010.68-		11010.68-	2680894.16-
474	TAXES PAID IN ADVANCE	6024.59	1240.40			7264.99				7264.99		7264.99	2673629.17-
477	TAX SUSPENSE INCOME	85468.43				85468.43				85468.43		85468.43	2588160.74-
481	UNDISTRIBUTED CURRENT TAXES	11906.51	27896.31			39802.82				39802.82		39802.82	2548357.92-
482	UNDISTRIBUTED DELINQUENT TAXES												2548357.92-
551	BRANCH COLLEGE		1201446.15		1201446.15		25557.24			25557.24		25557.24	2522800.68-
575	CITY OF CLOVIS		1737702.22		1737702.22		40417.62			40417.62		40417.62	2482383.06-
576	CITY OF TEXICO		13588.77		13588.77		541.21			541.21		541.21	2481841.85-
577	VILLAGE OF MELROSE		12073.92		12073.92		354.31			354.31		354.31	2481487.54-
578	VILLAGE OF GRADY		5068.96		5068.96		3.60			3.60		3.60	2481483.94-
591	STATE LEVY		953035.81		953035.81		21875.34			21875.34		21875.34	2459608.60-
592	CATTLE LEVY		28663.27		28663.27		876.65			876.65		876.65	2458731.95-
593	SHEEP/GOAT LEVY		8.51		8.51								2458728.94-
594	EQUINE LEVY		160.61		160.61		3.01			3.01		3.01	2450916.48-
595	DAIRY LEVY		129132.98		129132.98		7812.46			7812.46		7812.46	2450916.48-
596	STATE PENALTY AND INTEREST		42855.68		42855.68								2445541.48-
597	RESEARCH FEE		24231.45		24231.45		5375.00			5375.00		5375.00	2444611.48-
598	CHILDRENS TRUST FUND		8805.00		8805.00		930.00			930.00		930.00	2444611.48-
600	LEGISLATIVE APPROPRIATION												2444611.48-
601	ENVIRONMENTAL-GROSS RECEIPT	551405.87	260413.97	42500.00-	72282.77	697037.07				697037.07		697037.07	1747574.41-
602	REAPPRAISAL FUND	259054.59	182262.27		123034.60	324282.26	1853.83			326136.09		326136.09	1421438.32-
603	CORRECTION FEES FUND	98817.83	185382.54		143469.94	140730.43	11380.88			152111.31		152111.31	1269327.01-
604	DMI PARTNERSHIP-GRANT	117112.27	101809.49		96288.44	122633.32	5438.09			128071.41		128071.41	1141255.60-
605	GENERAL OBLIGATION BOND	554705.56	541737.67		535123.75	561319.48				561319.48		561319.48	579936.12-
607	LAW ENFORCEMENT PROTECTION	2273.86	30200.00		28966.08	3507.78				3507.78		3507.78	576428.34-
608	DMI-GRANT	41494.39	217215.61		225234.47	33475.53	8476.93			41952.46		41952.46	534475.88-
611	SPECIAL DMI GRANT	68607.37-	94487.02		102076.52	76196.87-	16878.92			59317.95-		59317.95-	593793.83-
615	FOSTER GRANDPARENT PROGRAM	4758.38	68154.00	5394.00	77975.75	330.63	2794.56			3125.19		3125.19	590668.64-
616	RETIRED SENIOR VOL PROGRAM	1892.49	18802.00	2094.00	25615.43	2826.94-	5799.84			2972.90		2972.90	587695.74-

I hereby certify that the contents in this report are true and correct to the best of my knowledge and includes all funds.

LOCAL GOVERNMENT DIVISION
RECAP AND RECONCILIATION REPORT

Entity County of Curry
Period Ending SATURDAY JUNE 30, 2012
Prepared by Debbie Springs
DLS B5 SUPER18

FUND#	FUND NAME	BEGINNING		ENDING			ADD	LESS	ADJUSTMENTS	ADJUSTED	BALANCE		FUND	RUNNING
		CASH BALANCE	REVENUES	TRANSFERS	EXPENDATURES	CASH BALANCE					OUTSTANDING	DEPOSITS IN		
		CURRENT-FYR	TO-DATE	TO-DATE	TO-DATE	FOR PERIOD	CHECKS	TRANSIT	(+ / -)	FOR PERIOD	STATEMENT	DIFFERENCE		
619	MCH GRANT	41327.35	1010.00											
621	EVENTS CENTER / CITY OF CLOVIS													550382.99-
626	BEAUTIFICATION-GRANT 2008/09	2751.81-	2751.81											550382.99-
639	BEAUTIFICATION GRANT2010/11		680.96		2997.23	2316.27-				2316.27-		2316.27-		552699.26-
655	IMPROVING HEALTH INITIVE GRANT													552699.26-
660	MCH-MARCH OF DIMES													552699.26-
663	LA CASA SR. CITIZENS ADDITION II													552699.26-
669	ADULT DETENTION PROJECT													552699.26-
670	ROAD CAPITAL FUND	67957.91	1255409.96	176775.42	1429391.61	70751.68	6560.75			77312.43		77312.43	475386.83-	475386.83-
671	SPECIAL EVENTS CENTER													475386.83-
672	LA CASA FAMILY HEALTH CENTER	1087.20-	1195.73		108.53									475386.83-
673	CRIMINAL JUSTICE COMPLEX													475386.83-
675	HORSE STALLS													475386.83-
676	SHERIFF TELECOM EQUIP													475386.83-
677	MISDEMEANOR COMPLIANCE	1355.00	37061.90		34756.90	3660.00				3660.00		3660.00	471726.83-	471726.83-
678	COMMUNITY WILDFIRE PROTECTION													471726.83-
679	KEEP NM BEAUTIFUL GRANT	761.44-	791.80			30.36				30.36		30.36	471696.47-	471696.47-
680	LA CASA SENIOR CTR RENOVATIONS													471696.47-
681	TEEN COURT DONATIONS	28434.99	5555.21		15558.40	18431.80				18431.80		18431.80	435093.63-	435093.63-
682	FRAMEWORK FOR CHANGE	17782.89	10020.00		10862.35	16940.54	1230.50			18171.04		18171.04	414591.98-	414591.98-
683	VICTIMS IMPACT PANEL	14736.87	10000.00		7235.22	17501.65	3000.00			20501.65		20501.65	148116.41-	148116.41-
684	COURT HOUSE SECURITY	25573.08		282572.00	42042.80	266102.28	373.29			266475.57		266475.57	147987.18-	147987.18-
685	HEALTH EMERGENCY PREPAREDNESS													147987.18-
686	BOBCAT, PG RESTROOMS & BUCKAROO	1040.00			1040.00									147987.18-
687	100TH CC ANNIVERSARY CELEBRATION	17.23	112.00			129.23				129.23		129.23	135407.30-	135407.30-
688	FAIRGROUNDS IMPROVEMENT GRANT													135407.30-
689	ROAD DEPARTMENT EQUIPMENT													135407.30-
690	SENIOR CITIZEN FUND	12579.88				12579.88				12579.88		12579.88	125143.30-	125143.30-
691	TRAFFIC SAFETY													125143.30-
692	HUD RENTAL ASST GRANT		125724.00		125724.00		10264.00			10264.00		10264.00	107435.88-	107435.88-
693	SHERIFF SAFETY EQUIP/TRAINING													109019.39-
694	MELROSE HEALTH CLINIC													109019.39-
695	OEA JOINT LAND USE GRANT	4788.85		4788.85-										118035.77-
696	INMATE TRUST VOIDED CHECKS	13115.76	4591.66			17707.42				17707.42		17707.42	18779.87-	18779.87-
697	VOIDED CHECKS HOLDING ACCOUNT	479.70	2063.21-			1583.51-				1583.51-		1583.51-	291.64	291.64
698	WILDLAND FIRE COORDINATOR	362.88-	362.88											2117.14
699	SANCTION SVC JUVENILE OFFENDERS	13179.51-	76365.69		73183.29	9997.11-	980.73			9016.38-		9016.38-	2408.78	2408.78
701	CLOVIS SCHOOLS EQUITY		4682907.02		4682907.02		99255.90			99255.90		99255.90	1883.26	1883.26
702	TEXICO SCHOOLS EQUITY		345886.88		345886.88		19071.51			19071.51		19071.51	2306.95	2306.95
712	MELROSE SCHOOLS EQUITY		128612.95		128612.95		2117.14			2117.14		2117.14	2306.95	2306.95
716	RSVP - FEDERAL		376.00		1053.00	677.00-	151.48			525.52-		525.52-	2306.95	2306.95
761	GRADY SCHOOLS EQUITY		69346.24		69346.24		423.69			423.69		423.69	2306.95	2306.95
800	FIRE PROTECTION GRANT													2306.95
801	DEPT OF JUSTICE BULLETPROOF VEST	3490.00			3490.00									2306.95
802	H1N1 VACCINE FUND													2306.95
803	WAL-MART GRANT	104.62			104.62		0.02			0.02		0.02	2306.97	2306.97
804	NM HISTORICAL RECORDS SOCIETY													2306.97
805	RECYCLING & ILLEGAL DUMPNG GRANT	9125.94-	9125.94											2306.97
806	YCC GRANT	8649.75-	16217.49		7567.74									2306.97
807	MELROSE WASTE WATER PROJ. (CDBG)		425000.00	42500.00	467500.00									2306.97
808	JUVENILE ADJUDICATION GRANT		2597.22		9507.13	6909.91-				6909.91-		6909.91-	4602.94-	4602.94-

I hereby certify that the contents in this report are true and correct to the best of my knowledge and includes all funds.

DEPARTMENT OF FINANCE AND ADMINISTRATION
 LOCAL GOVERNMENT DIVISION
 RECAP AND RECONCILIATION REPORT

Entity County of Curry

Period Ending ~~THURSDAY~~ JUNE 30, 2012

Prepared by Debbie Spivey
 DLS B5 GLPR18

FUND#	FUND NAME	BEGINNING CASH BALANCE CURRENT-FYR	REVENUES TO-DATE	TRANSFERS TO-DATE	EXPENDITURES TO-DATE	CASH BALANCE FOR PERIOD	ENDING BALANCE	ADD DEPOSITS IN TRANSIT	LESS ADJUSTMENTS PER BANK (+ / -)	ADJUSTED BALANCE FOR PERIOD	BALANCE PER BANK STATEMENT	FUND DIFFERENCE	RUNNING DIFFERENCE
809	COMMUNITY TRANSFORMATION GRANT	10670892.84	17583.32	15615.20	15615.20	968.12	11149774.93	3634.82	3655.74	4602.94	4602.94	4602.94	
	GRAND TOTALS						11149774.93	3634.82	3655.74	4602.94	12259675.14	12259675.14	



CURRY COUNTY OPERATING FUNDS

ACCOUNT VALUATION AS OF JUNE 30, 2012

DEBBIE SPRIGGS - CURRY COUNTY ACTING TREASURER



Trade Date	Security/Deposit	Par/ Maturity Value	Purchase Price (P Only)	Maturity/ Duration	Current Value	Yield to Maturity	Est. Ann. Interest *
Local Deposits:							
Daily	NM Bank and Trust	\$6,505,628.35	\$6,505,628.35	Daily	\$6,505,628.35	0.2500%	\$16,264.07
Daily	Bank of Clovis	\$0.00	\$0.00	NA	\$0.00	0.0000%	\$0.00
Daily	Local Govt. Inv. Pool	\$746.50	\$746.50	Daily	\$746.50	0.2300%	\$1.72
Daily	Petty Cash	\$163.00	\$163.00	Daily	\$163.00	0.0000%	\$0.00
Daily	Wells Fargo P-Card	\$2,620.68	\$2,620.68	Daily	\$2,620.68	0.0000%	\$0.00
Daily	Cash - Treasurer's Office	\$1,075.00	\$1,075.00	Daily	\$1,075.00	0.0000%	\$0.00
Sub-Total		\$6,510,233.53	\$6,510,233.53		\$6,510,233.53	0.2498%	\$16,265.79
LPL Account:							
11/1/2010	Govt. Natl. Mortg. Assn. 4%	\$795,000.00	\$586,498.75	2.6 yrs.	\$591,078.67	3.2600%	\$26,180.00
12/2/2010	Govt. Natl. Mortg. Assn. 4%	\$165,000.00	\$162,078.01	1.98 yrs.	\$168,427.25	4.0000%	\$6,487.00
3/1/2011	Fedl. Home Loan Mtg. Corp. 5%	\$530,000.00	\$445,216.44	2.26 yrs.	\$443,511.65	4.3600%	\$23,498.00
6/17/2011	Govt. Natl. Mortg. Assn. 4%	\$525,000.00	\$458,398.37	2.46 yrs.	\$461,943.02	3.7600%	\$19,379.00
12/29/2011	Govt. Natl. Mortg. Assn. 4%	\$450,000.00	\$455,625.00	3.1 yrs.	\$453,929.85	2.7400%	\$18,000.00
	Government Money Market Fund	\$75,104.48	\$75,104.48	daily	\$75,104.48	0.0100%	\$7.51
Sub-Total			\$2,182,921.06		\$2,193,994.90	4.2856%	\$93,551.51
Accr. Int.	Total Account Value			\$6,838.45	\$2,200,833.35		
Delaware Capital:							
5/18/2012	Fedl. Natl. Mortg. Assn. .5%	\$83,000.00	\$82,726.93	7/2/2015	\$82,897.08	0.6060%	\$415.00
6/22/2012	Fedl. Natl. Mortg. Assn. .5%	\$49,000.00	\$48,931.84	7/2/2015	\$48,939.24	0.5460%	\$245.00
8/2/811	Fedl. Natl. Mortg. Assn. 6%	\$475,000.00	\$123,555.33	11/1/2037	\$123,611.30	3.2200%	\$7,593.00
8/22/2011	Fedl. Natl. Mortg. Assn. 6%	\$174,000.00	\$24,781.71	9/1/2019	\$24,393.49	2.1800%	\$1,488.00
8/22/2011	Fedl. Natl. Mortg. Assn. 6%	\$141,000.00	\$24,224.39	12/1/2020	\$23,775.42	2.1600%	\$1,456.00
3/29/2012	Fedl. Natl. Morg. Assn. 6%	\$101,000.00	\$18,538.53	7/1/2036	\$18,506.51	5.4300%	\$1,082.00
2/9/2012	Fedl. Natl. Mortg. Assn. 5.5%	\$156,000.00	\$51,060.60	5/1/2036	\$51,228.68	5.0300%	\$2,838.00
9/22/2011	Fedl. Natl. Mortg. Assn. 5.5%	\$184,000.00	\$95,339.96	12/1/2038	\$95,399.10	3.0200%	\$5,276.00
4/12/2012	Fedl. Natl. Mortg. Assn. 6.5%	\$35,000.00	\$21,845.32	10/1/2039	\$21,865.89	5.7500%	\$1,347.00
6/6/2011	Fedl. Natl. Mortg. Assn. 6%	\$39,000.00	\$26,373.44	4/1/1940	\$26,391.38	3.2900%	\$1,283.10
9/1/2012	US Treasury Note 1.125%	\$24,000.00	\$24,297.60	12/15/2012	\$24,102.24	0.1610%	\$270.00
4/10/2012	US Treasury Note 1.125%	\$58,000.00	\$58,368.65	12/15/2012	\$58,247.08	0.8730%	\$652.50
6/22/2012	US Treasury Note 1.125%	\$42,000.00	\$42,192.07	12/15/2012	\$42,178.92	0.1560%	\$472.50
3/21/2012	US Treasury Note .5%	\$158,000.00	\$158,395.47	10/15/2013	\$158,431.34	0.3400%	\$790.00
3/23/2012	US Treasury Note .5%	\$47,000.00	\$47,130.47	10/15/2013	\$47,128.31	0.3200%	\$235.00
4/10/2012	US Treasury Note .5%	\$132,000.00	\$132,433.09	10/15/2013	\$132,360.36	0.2820%	\$660.00
6/22/2012	US Treasury Note .5%	\$225,000.00	\$225,624.60	10/15/2013	\$225,614.25	0.2860%	\$1,125.00
3/19/2012	US Treasury Note .625%	\$6,000.00	\$6,008.92	6/30/2012	\$6,000.00	0.0900%	\$37.50

12/9/2011	US Treasury Note .75%	\$140,000.00	\$141,575.42	6/15/2014	\$141,159.20	0.2990%	\$1,050.00
6/22/2012	US Treasury Note .75%	\$71,000.00	\$71,585.40	6/15/2014	\$71,587.88	0.3300%	\$532.50
5/30/2012	US Treasury Note .875%	\$82,000.00	\$82,695.28	4/30/2017	\$82,621.56	0.6990%	\$717.50
6/8/2012	US Treasury Note .875%	\$23,000.00	\$23,212.11	4/30/2017	\$23,174.34	0.6820%	\$201.25
6/22/2012	US Treasury Note .875%	\$53,000.00	\$53,337.61	4/30/2017	\$53,401.74	0.7400%	\$463.75
6/26/2012	US Treasury Note 1%	\$568,000.00	\$574,036.70	1/15/2014	\$573,969.68	0.3110%	\$5,680.00
6/22/2012	US Treasury Note 1.25%	\$13,000.00	\$13,321.48	10/31/2015	\$13,323.96	0.5040%	\$162.50
1/6/2012	US Treasury Note 1.375%	\$233,000.00	\$236,303.71	3/15/2013	\$234,919.92	0.1700%	\$3,203.75
6/22/2012	US Treasury Note 1.375%	\$119,000.00	\$120,013.64	3/15/2013	\$119,980.56	0.1940%	\$1,636.25
6/26/2012	US Treasury Note 1.5%	\$103,000.00	\$106,730.04	6/30/2016	\$106,701.82	0.5840%	\$1,545.00
5/4/2012	US Treasury Note 1.5%	\$145,000.00	\$147,985.41	12/31/2013	\$147,570.85	0.2470%	\$2,175.00
5/10/2012	US Treasury Note 1.5%	\$91,000.00	\$92,866.14	12/31/2013	\$92,613.43	0.2460%	\$1,365.00
6/22/2012	US Treasury Note 1.5%	\$121,000.00	\$123,184.05	12/31/2013	\$123,145.33	0.3030%	\$1,815.00
4/13/2012	US Treasury Note 2%	\$13,000.00	\$13,364.14	11/30/2013	\$13,312.26	0.2770%	\$260.00
6/22/2012	US Treasury Note 2%	\$31,000.00	\$31,755.72	11/30/2013	\$31,744.62	0.2920%	\$620.00
6/8/2012	US Treasury Note 2%	\$6,000.00	\$6,152.36	11/30/2013	\$6,144.12	0.2670%	\$120.00
6/8/2012	US Treasury Note 2.125%	\$18,000.00	\$18,791.06	11/30/2014	\$18,757.98	0.3360%	\$382.50
6/22/2012	US Treasury Note 2.125%	\$80,000.00	\$83,394.00	11/30/2014	\$83,368.80	0.3700%	\$1,700.00
6/26/2012	US Treasury Note 2.125%	\$9,000.00	\$9,383.23	11/30/2014	\$9,378.99	0.3600%	\$191.25
3/21/2012	US Treasury Note 2.5%	\$89,000.00	\$94,076.03	4/30/2015	\$94,208.28	0.6400%	\$2,225.00
6/8/2012	US Treasury Note 2.5%	\$6,000.00	\$6,364.70	4/30/2015	\$6,351.12	0.3800%	\$150.00
6/22/2012	US Treasury Note 2.5%	\$129,000.00	\$136,564.04	4/30/2015	\$136,549.08	0.4260%	\$3,225.00
	Government Money Market Fund	\$160,390.66	\$160,390.66	daily	\$160,390.66	0.0100%	\$1.34
	Sub-Totals	\$4,432,390.66	\$3,558,911.85		\$3,555,446.77	1.5929%	\$56,688.19
Accr. Int.	Total Account Value			\$11,209.64	\$3,566,656.41		
Accr. Int.	Totals		\$12,252,066.43	\$18,048.09	\$12,277,723.30	1.3590%	\$166,505.48

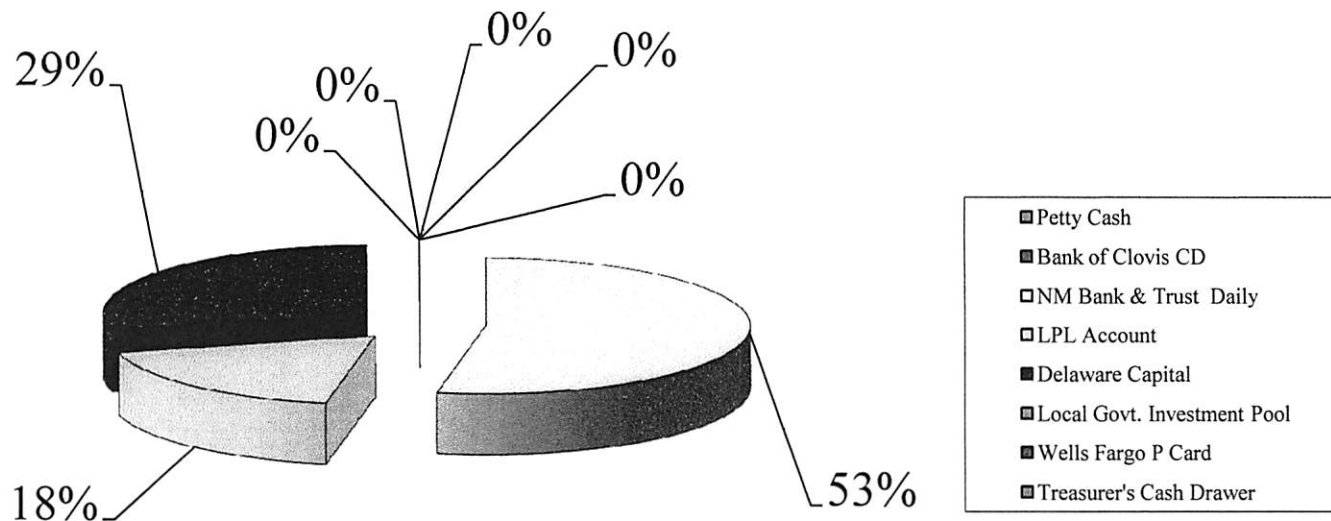
* earnings on money market funds are estimated

CURRY COUNTY OPERATING FUNDS

Securities & Deposits Traded or Maturing During Period 6/1/12 - 6/30/12

Trade Date	Security/Deposit	Par/ Maturity Value	Purchase Price (P Only)	Maturity Date	Sales Proceeds	Orig. Yield	
5/18/2012	US Treasury Note .875%	\$70,000.00	\$70,492.38	4/30/2017	\$70,563.01	0.7300%	\$612.50
5/30/2012	US Treasury Note .875%	\$12,000.00	\$12,101.75	4/30/2017	\$12,096.52	0.6990%	\$105.00
10/19/2011	US Treasury Note 1.75%	\$83,000.00	\$85,823.91	3/31/2014	\$85,081.14	0.0490%	\$1,452.00
6/22/2012	US Treasury Note 1.75%	\$43,000.00	\$44,075.13	03/31/14	\$44,078.18		\$752.50
9/16/2011	US Treasury Note .75%	\$150,000.00	\$151,785.00	12/15/2013	\$150,421.35	0.2170%	\$1,125.00
9/28/2011	US Treasury Note .75%	\$12,000.00	\$12,112.80	12/15/2013	\$12,079.18	0.3230%	\$90.00
12/9/2011	US Treasury Note .75%	\$12,000.00	\$12,122.38	12/15/2013	\$12,079.18	0.2400%	\$90.00
4/16/2012	US Treasury Note .75%	\$116,000.00	\$116,928.81	12/15/2013	\$116,765.37	0.2670%	\$870.00
6/22/2012	US Treasury Note .75%	\$149,000.00	\$149,978.19	12/15/2013	\$149,983.10		\$1,117.50
3/21/2012	US Treasury Note .5%	\$104,000.00	\$104,260.31	10/15/2013	\$104,292.14	0.3400%	\$520.00

CURRY COUNTY DEPOSITS AND INVESTMENTS AS OF JUNE 30, 2012



Petty Cash	163
Bank of Clovis CD	\$0.00
NM Bank & Trust Daily	\$6,505,628.35
LPL Account	\$2,200,833.35
Delaware Capital	\$3,566,656.41
Local Govt. Investment Pool	\$746.50
Wells Fargo P Card	\$2,620.68
Treasurer's Cash Drawer	\$1,075.00
	\$12,277,723.30

JUNE 2012

COUNTY OF CURRY TREASURERS FINANCIAL REPORT

STATEMENT OF COUNTY BONDED DEBT

PURPOSE	DATE ISSUED	AVERAGE INTEREST RATE	ORIGINAL AMOUNT OF ISSUE	REDEEMED THIS MONTH	REDEEMED TO DATE	AMOUNT OUTSTANDING	UNREDEEMED MATURED BONDS	TOTAL INTEREST REQUIRED	INTEREST PAID THIS MONTH	INTEREST PAID TO DATE	INTEREST OUTSTANDING	UNREDEEMED COUPONS
GO Refunding Jail Bonds/ Events Center	12/27/01	4.028	\$5,275,000.00		\$4,065,000.00	\$1,210,000.00		\$1,455,031.66		\$1,391,819.16	\$63,212.50	\$1,210,000.00

TAX SCHEDULE MAINTENANCE REPORT

TAX YEAR	TOTAL TAXES CHARGED TO TREASURER OCTOBER 1	ADDITION TO DATE	DELETIONS TO DATE	NET TAXES CHARGED TO TREASURER	TAXES COLLECTED THIS PERIOD	TAXES COLLECTED TO DATE	% COLLECTED
2011	16,396,909.14	159,487.11	11,344.42	16,545,051.83	308,810.69	15,908,499.14	96.15
2010	\$15,610,731.94	31,795.06	18,717.22	15,623,809.78	41,082.82	15,447,570.59	98.87
2009	\$14,914,455.43	63,486.49	13,848.37	14,964,093.55	26,466.83	14,924,702.61	99.74
2008	\$13,950,385.78	41,303.13	92,013.46	13,899,675.45	9,534.36	13,884,327.38	99.89
2007	\$12,612,377.34	84,181.34	204,085.47	12,492,473.21	274.07	12,484,736.46	99.94
2006	\$11,635,385.09	32,350.45	36,379.56	11,631,364.87	15.28	11,626,940.12	99.96
2005	\$10,923,916.79	124,899.25	28,385.28	11,020,430.76	31.41	11,018,054.64	99.98
2004	\$10,464,041.96	106,916.18	43,118.21	10,527,839.93	85.64	10,525,399.37	99.98
2003	\$10,470,120.20	33,534.10	52,058.72	10,451,595.58	87.54	10,450,325.10	99.99
2002	\$10,007,779.00	97,911.34	62,791.22	10,042,899.12	85.94	10,041,711.67	99.99

County of Curry
STATE OF NEW MEXICO

Reported as of SATURDAY JUNE 30, 2012

DLS

TRES6

Monthly	Yearly
Net	Net
Activity	Activity

CURRENT MONTH REMITTANCE TO:
STATE OF NEW MEXICO

DEBT SERVICE LEVY		
CURRENT TAXES	17,507.84	913,549.93
DELINQUENT TAXES	4,367.50	39,485.88
TOTAL DEBT SERVICE LEVY	21,875.34	953,035.81
DISBURSED		931,160.47-
NET STATE DEBT SERVICE LEVY	21,875.34	21,875.34

CATTLE LEVY		
CURRENT TAXES	325.54	27,902.32
DELINQUENT TAXES	551.11	760.95
TOTAL CATTLE LEVY	876.65	28,663.27
DISBURSED		27,786.62-
NET CATTLE LEVY	876.65	876.65

SHEEP/GOAT LEVY		
CURRENT TAXES		8.51
DELINQUENT TAXES		
TOTAL SHEEP/GOAT LEVY		8.51
DISBURSED		8.51-
NET SHEEP/GOAT LEVY		

EQUINE LEVY		
CURRENT TAXES	2.52	144.35
DELINQUENT TAXES	0.49	16.26
TOTAL EQUINE LEVY	3.01	160.61
DISBURSED		157.60-
NET EQUINE LEVY	3.01	3.01

DAIRY CATTLE LEVY		
CURRENT TAXES	7,812.46	129,056.43
DELINQUENT TAXES		76.55
TOTAL DAIRY CATTLE LEVY	7,812.46	129,132.98
DISBURSED		121,320.52-
NET DAIRY CATTLE LEVY	7,812.46	7,812.46

STATE COST (RESEARCH FEE)		
COLLECTIONS	5,125.00	24,231.45
DISBURSED		19,106.45-
NET STATE COST FEES	5,125.00	5,125.00

STATE PENALTY & INTEREST	
COLLECTIONS	
DISBURSEMENTS	
NET STATE PENALTY & INTEREST	

TOTAL REMITTANCE TO:	35,692.46
STATE OF NEW MEXICO	
TREASURER'S CHECK # <u>3920</u>	

Debbie Spriggs

35,692.46
- 5,125.00 State cost fees

30,567.46

County of Curry
CITY OF CLOVIS

Reported as of SATURDAY JUNE 30, 2012
Monthly Net Activity Yearly Net Activity

DLS TRES6

CURRENT MONTH REMITTANCE TO:
CITY OF CLOVIS

OPERATIONAL LEVY		
CURRENT TAXES	31,826.92	1,659,098.92
DELINQUENT TAXES	8,590.70	78,603.30
TOTAL OPERATIONAL LEVY	40,417.62	1,737,702.22
DISBURSED		1,697,284.60-
NET OPERATIONAL LEVY	40,417.62	40,417.62

Before 1%

40,825.89

DEBT SERVICE LEVY
CURRENT TAXES
DELINQUENT TAXES
TOTAL DEBT SERVICE LEVY
DISBURSED
NET DEBT SERVICE LEVY

TOTAL REMITTANCE TO:	40,417.62	40,417.62
CITY OF CLOVIS		
TREASURER'S CHECK # <u>3921</u>		

Debra Spriggs

BILLING FOR 1% OF PROPERTY
TAX COLLECTION FOR THE MONTH

MUNICIPAL OPERATIONAL LEVY	40,417.62	1,737,702.22
MUNICIPAL DEBT SERVICE	541.21	13,588.77
TOTAL SUBJECT TO 1%	40,958.83	1,751,290.99

BILLING FOR 1% OF PROPERTY

County of Curry
CITY OF TEXICO

Reported as of SATURDAY JUNE 30, 2012

DLS

TRES6

Monthly	Yearly
Net	Net
Activity	Activity

CURRENT MONTH REMITTANCE TO:
CITY OF TEXICO

OPERATIONAL LEVY			
CURRENT TAXES	333.17	12,256.32	
DELINQUENT TAXES	208.04	1,332.45	
TOTAL OPERATIONAL LEVY	541.21	13,588.77	
DISBURSED		13,047.56-	
NET OPERATIONAL LEVY	541.21	541.21	

Before 1%

546.67

DEBT SERVICE LEVY
CURRENT TAXES
DELINQUENT TAXES
TOTAL DEBT SERVICE LEVY
DISBURSED
NET DEBT SERVICE LEVY

TOTAL REMITTANCE TO:	541.21	541.21
CITY OF TEXICO		
TREASURER'S CHECK # <u>3922</u>		

Debbie Sarigan

BILLING FOR 1 $\frac{1}{2}$ OF PROPERTY
TAX COLLECTION FOR THE MONTH

MUNICIPAL OPERATIONAL LEVY	541.21	13,588.77
TOTAL SUBJECT TO 1 $\frac{1}{2}$	541.21	13,588.77

County of Curry
VILLAGE OF MELROSE

Reported as of SATURDAY JUNE 30, 2012
Monthly Net Activity Yearly Net Activity

DLS TRES6

CURRENT MONTH REMITTANCE TO:
VILLAGE OF MELROSE

OPERATIONAL LEVY			
CURRENT TAXES	164.51	11,166.67	
DELINQUENT TAXES	189.80	907.25	
TOTAL OPERATIONAL LEVY	354.31	12,073.92	
DISBURSED		11,719.61-	
NET OPERATIONAL LEVY	354.31	354.31	

Before 1%

357.89

DEBT SERVICE LEVY
CURRENT TAXES
DELINQUENT TAXES
TOTAL DEBT SERVICE LEVY
DISBURSED
NET DEBT SERVICE LEVY

TOTAL REMITTANCE TO:	354.31	354.31	
VILLAGE OF MELROSE			
TREASURER'S CHECK # <u>3923</u>			

Debra Spriggs

BILLING FOR 1% OF PROPERTY
TAX COLLECTION FOR THE MONTH

MUNICIPAL OPERATIONAL LEVY	354.31	12,073.92	
TOTAL SUBJECT TO 1%	354.31	12,073.92	

County of Curry
VILLAGE OF GRADY

Reported as of SATURDAY JUNE 30, 2012
Monthly Net Activity Yearly Net Activity

DLS TRES6

CURRENT MONTH REMITTANCE TO:
VILLAGE OF GRADY

Before 1%

OPERATIONAL LEVY			
CURRENT TAXES	3.60	4,477.85	
DELINQUENT TAXES		591.11	
TOTAL OPERATIONAL LEVY	3.60	5,068.96	
DISBURSED		5,065.36-	
NET OPERATIONAL LEVY	3.60	3.60	

3.64

DEBT SERVICE LEVY
CURRENT TAXES
DELINQUENT TAXES
TOTAL DEBT SERVICE LEVY
DISBURSED
NET DEBT SERVICE LEVY

TOTAL REMITTANCE TO:
VILLAGE OF GRADY 3.60 3.60
TREASURER'S CHECK # 3924

Debra Spriggs

BILLING FOR 1/4 OF PROPERTY
TAX COLLECTION FOR THE MONTH

MUNICIPAL OPERATIONAL LEVY 3.60 5,068.96
TOTAL SUBJECT TO 1/4 3.60 5,068.96

County of Curry
CLOVIS SCHOOLS

Reported as of SATURDAY JUNE 30, 2012

DLS

TRES6

Monthly	Yearly
Net	Net
Activity	Activity

CURRENT MONTH REMITTANCE TO:
CLOVIS SCHOOLS

OPERATIONAL LEVY

CURRENT TAXES	4,894.21	286,798.88
DELINQUENT TAXES	1,478.59	12,748.12
TOTAL OPERATIONAL LEVY	6,372.80	299,547.00
DISBURSED		293,174.20-
NET OPERATIONAL	6,372.80	6,372.80

Before 1%

6,437.16

DEBT SERVICE LEVY

CURRENT TAXES	51,456.88	2,995,014.48
DELINQUENT TAXES	14,721.08	127,615.32
TOTAL DEBT SERVICE LEVY	66,177.96	3,122,629.80
DISBURSEMENT		3,056,451.84-
NET DEBT SERVICE	66,177.96	66,177.96

66,846.42

CAPITAL IMPROVEMENT LEVY

CURRENT TAXES	20,782.87	1,209,653.70
DELINQUENT TAXES	5,922.27	51,076.52
TOTAL CAPITAL IMPROVEMENT	26,705.14	1,260,730.22
DISBURSED		1,234,025.08-
NET CAPITAL PROJECTS	26,705.14	26,705.14


26,974.90

100,258.48

TOTAL REMITTANCE TO:
CLOVIS SCHOOLS

99,255.90	99,255.90
-----------	-----------

TREASURER'S CHECK # 3925
3926
3927



BILLING FOR 1/4 OF PROPERTY
TAX COLLECTION FOR THE MONTH

SCHOOL OPERATIONAL LEVY	6,372.80	299,547.00
SCHOOL DEBT SERVICE LEVY	66,177.96	3,122,629.80
SCHOOL CAPITAL IMPROVEMENTS	26,705.14	1,260,730.22
TOTAL SUBJECT TO 1/4	99,255.90	4,682,907.02

County of Curry
TEXICO SCHOOLS

Reported as of SATURDAY JUNE 30, 2012

DLS

TRES6

Monthly	Yearly
Net	Net
Activity	Activity

CURRENT MONTH REMITTANCE TO:
TEXICO SCHOOLS

OPERATIONAL LEVY		
CURRENT TAXES	1,053.92	19,403.02
DELINQUENT TAXES	52.24	455.00
TOTAL OPERATIONAL LEVY	1,106.16	19,858.02
DISBURSED		18,751.86-
NET OPERATIONAL	1,106.16	1,106.16

Before 1%
1,117.33

DEBT SERVICE LEVY		
CURRENT TAXES	12,910.46	240,462.77
DELINQUENT TAXES	585.76	4,974.52
TOTAL DEBT SERVICE LEVY	13,496.22	245,437.29
DISBURSED		231,941.07-
NET DEBT SERVICE	13,496.22	13,496.22

13,632.55

CAPITAL IMPROVEMENT LEVY		
CURRENT TAXES	4,248.58	78,694.80
DELINQUENT TAXES	220.55	1,896.77
TOTAL CAPITAL IMPROVEMENT	4,469.13	80,591.57
DISBURSED		76,122.44-
NET CAPITAL IMPROVEMENT	4,469.13	4,469.13

4,514.28

TOTAL REMITTANCE TO: TEXICO SCHOOLS	19,071.51	19,071.51
TREASURER'S CHECK # <u>3928</u>		

19,264.16

Dudley Springs

BILLING FOR 1/4 OF PROPERTY
TAX COLLECTION FOR THE MONTH

SCHOOL OPERATIONAL LEVY	1,106.16	19,858.02
SCHOOL DEBT SERVICE LEVY	13,496.22	245,437.29
SCHOOL CAPITAL IMPROVEMENTS	4,469.13	80,591.57
TOTAL SUBJECT TO 1/4	19,071.51	345,886.88

County of Curry
MELROSE SCHOOLS

Reported as of SATURDAY JUNE 30, 2012 DLS TRES6
 Monthly Net Activity Yearly Net Activity

CURRENT MONTH REMITTANCE TO:
MELROSE SCHOOLS

OPERATIONAL LEVY
 CURRENT TAXES
 DELINQUENT TAXES
 TOTAL OPERATIONAL LEVY

131.33 9,213.53
 47.70 322.24
 179.03 9,535.77

Before 1%

 180.86

DISBURSED
 NET OPERATIONAL LEVY

179.03 9,356.74-
 179.03 179.03

DEBT SERVICE LEVY
 CURRENT TAXES
 DELINQUENT TAXES
 TOTAL DEBT SERVICE LEVY
 DISBURSED
 NET DEBT SERVICE LEVY

1,186.18 79,960.59
 1,186.18 79,960.59
 1,186.18 78,774.41-
 1,186.18 1,186.18

1,198.16

CAPITAL IMPROVEMENT LEVY
 CURRENT TAXES
 DELINQUENT TAXES
 TOTAL CAPITAL IMPROVEMENT
 DISBURSED
 NET CAPITAL IMPROVEMENTS

561.17 37,828.53
 190.76 1,288.06
 751.93 39,116.59
 751.93 38,364.66-
 751.93 751.93

759.54

TOTAL REMITTANCE TO:
 MELROSE SCHOOLS
 TREASURER'S CHECK # 3929

2,117.14 2,117.14

 2,138.56

Delda Spriggs

BILLING FOR 1¢ OF PROPERTY
 TAX COLLECTION FOR THE MONTH

SCHOOL OPERATIONAL LEVY
 SCHOOL DEBT SERVICE LEVY
 SCHOOL CAPITAL IMPROVEMENTS
 TOTAL SUBJECT TO 1¢

179.03 9,535.77
 1,186.18 79,960.59
 751.93 39,116.59
 2,117.14 128,612.95

County of Curry
GRADY SCHOOLS

	Reported as of SATURDAY JUNE 30, 2012		DLS	TRES6
Monthly		Yearly		
Net		Net		
Activity		Activity		

CURRENT MONTH REMITTANCE TO:
GRADY SCHOOLS

OPERATIONAL LEVY		
CURRENT TAXES	22.81	3,590.78
DELINQUENT TAXES		144.53
TOTAL OPERATIONAL LEVY	22.81	3,735.31
DISBURSED		3,712.50-
NET OPERATIONAL LEVY	22.81	22.81

Before 1%
23.04

DEBT SERVICE LEVY		
CURRENT TAXES	309.33	48,675.37
DELINQUENT TAXES		1,951.20
TOTAL DEBT SERVICE LEVY	309.33	50,626.57
DISBURSED		50,317.24-
NET DEBT LEVY	309.33	309.33

312.45

CAPITAL IMPROVEMENT LEVY		
CURRENT TAXES	91.55	14,406.11
DELINQUENT TAXES		578.25
TOTAL CAPITAL IMPROVEMENT	91.55	14,984.36
DISBURSED		14,892.81-
NET CAPITAL IMPROVEMENT	91.55	91.55

92.47

SD 61 EDUCATIONAL TECH DEBT
CURRENT TAXES
DELINQUENT TAXES
TOTAL EDUCATIONAL TECH DEBT
DISBURSED
NET EDUCATIONAL TECH DEBT

TOTAL REMITTANCE TO: GRADY SCHOOLS	423.69	423.69
TREASURER'S CHECK # <u>3930</u>		

427.96

BILLING FOR 1% OF PROPERTY TAX COLLECTION FOR THE MONTH		
SCHOOL OPERATIONAL LEVY		
TOTAL AMOUNT COLLECTED	23.04	3,773.04
LESS AMOUNT TO SCHOOLS	22.81-	3,735.31-
1% OF OPERATIONAL LEVY	0.23	37.73
SCHOOL DEBT SERVICE LEVY		
TOTAL AMOUNT COLLECTED	312.45	51,137.95
LESS AMOUNT TO SCHOOLS	309.33-	50,626.57-
1% OF SCHOOL DEBT SERVICE	3.12	511.38
SCHOOL CAPITAL IMPROVEMENTS		
TOTAL AMOUNT COLLECTED	92.47	15,135.72
LESS AMOUNT TO SCHOOLS	91.55-	14,984.36-
1% OF CAPITAL IMPROVEMENTS	0.92	151.36
EDUCATIONAL TECH		
TOTAL AMOUNT COLLECTED		
LESS AMOUNT TO SCHOOLS		
1% OF ED TECH		
TOTAL 1% FEE	4.27	700.47

County of Curry
CLOVIS COMMUNITY COLLEGE

Reported as of SATURDAY JUNE 30, 2012

DLS

TRES6

Monthly	Yearly
Net	Net
Activity	Activity

CURRENT MONTH REMITTANCE TO:
CLOVIS COMMUNITY COLLEGE

OPERATIONAL LEVY
 CURRENT TAXES
 DELINQUENT TAXES
 TOTAL OPERATIONAL LEVY
 BONDS
 CURRENT TAXES
 DELINQUENT TAXES
 TOTAL BONDS


19,635.18	1,150,371.34
5,922.06	51,074.81
25,557.24	1,201,446.15

DISBURSED
 NET OPERATIONAL

	1,175,888.91-
25,557.24	25,557.24

TOTAL REMITTANCE TO:
 CLOVIS COMMUNITY COLLEGE
 TREASURER'S CHECK # 3931

25,557.24	25,557.24
-----------	-----------



BILLING FOR 1% OF PROPERTY
 TAX COLLECTION FOR THE MONTH

COLLEGE OPERATIONAL
 COLLEGE BONDS
 TOTAL SUBJECT TO 1%

County of Curry
CHILDREN'S TRUST FUND STATE OF NEW MEXICO
Reported as of SATURDAY JUNE 30, 2012 DLS TRES6
Monthly Net Activity Yearly Net Activity

CURRENT MONTH REMITTANCE TO:
DEPARTMENT OF HUMAN SERVICE
STATE OF NEW MEXICO
CHILDREN'S TRUST FUND

REC'D FROM CLERK'S RECORDING 930.00 8,805.00

TOTAL OPERATIONAL LEVY

DEBT SERVICE LEVY
CURRENT TAXES
DELINQUENT TAXES
TOTAL DEBT SERVICE LEVY

TOTAL REMITTANCE TO:
DEPARTMENT OF HUMAN SERVICES 930.00 8,805.00

TREASURER'S CHECK # 3932

Curry County

Month of June 2012

County Code	Acct#	Del Year	UPC	Access#	Payment Date	Tax Year(s)	Base Tax	P&I	State Cost	Total Paid	Comments
5	20080000439	2008	121001112507100	10695	6/27/2012	2008-2011	\$141.35	\$35.83	\$125.00	\$302.18	Pd. 2008-2011
5	20080018679	2008	122000918749000	621580	6/21/2012	2008-2011	\$684.49	\$184.32	\$125.00	\$993.81	Pd. 2008-2011
5	20080015745	2008	121001122704900	11673	6/22/2012	2008	\$161.17	\$113.83	\$125.00	\$400.00	Pd. 2008
5	20080014851	2008	121101237011200	518250	6/28/2012	2008-2011	\$703.02	\$167.21	\$125.00	\$995.23	Pd. 2008-2011
5	20080009180	2008	121001138204600	359010	6/27/2012	2008-2011	\$286.86	\$67.97	\$125.00	\$479.83	Pd. 2008-2011
5	20080000703	2008	121100831351500	998	6/13/2012	2008-2011	\$191.27	\$51.49	\$125.00	\$367.76	Pd. 2008-2011
5	20080023007	2008	121100830251500	739075	6/13/2012	2008-2011	\$999.33	\$239.59	\$125.00	\$1,363.92	Pd. 2008-2011
5	200841110	2008	118701220925200	7377	6/27/2012	2008-2011	\$20.00	\$4.21	\$125.00	\$149.21	Pd. 2008-2011
5	200811395	2008	121100939052100	12460	6/22/2012	2008-2011	\$585.65	\$157.45	\$125.00	\$868.10	Pd. 2008-2011
5	200822689	2008	122001033616100	5442	6/20/2012	2008-2011	\$37.66	\$11.22	\$125.00	\$173.88	Pd. 2008-2011
5	200822463	2008	121200900838200	723226	6/7/2012	2008-2011	\$549.91	\$141.80	\$125.00	\$816.71	Pd. 2008-2011
5	200822992	2008	121101235129700	738630	6/14/2012	2008-2011	\$1,381.70	\$370.00	\$125.00	\$1,876.70	Pd. 2008-2011
5	2008022496	2008	122001033612500	723710	6/18/2012	2008-2011	\$156.29	\$42.04	\$125.00	\$323.33	Pd. 2008-2011
5	20080011338	2008	121101140503000	7359	6/8/2012	2008-2011	\$537.27	\$137.60	\$125.00	\$799.87	Pd. 2008-2011
5	20080006834	2008	120901117924000	293680	6/6/2012	2008-2011	\$864.91	\$176.36	\$125.00	\$1,166.27	Pd. 2008-2011
5	20080026661	2008	121200937242900	1075	6/6/2012	2008-2011	\$790.45	\$218.20	\$125.00	\$1,133.65	Pd. 2008-2011
5	200810869	2008	121201202751500	5561	6/14/2012	2008-2011	\$8,807.85	\$1,874.28	\$125.00	\$10,807.13	Pd. 2008-2011
5	20080015574	2008	121201232211600	534750	6/15/2012	2008-2011	\$1,704.21	\$403.82	\$125.00	\$2,233.03	Pd. 2008-2011
5	20080003119	2008	121100948607300	188550	6/18/2012	2008-2011	\$354.78	\$89.65	\$125.00	\$569.43	Pd. 2008-2011
5	20080020569	2008	121101008633500	12164	6/18/2012	2008-2011	\$78.81	\$20.51	\$125.00	\$224.32	Pd. 2008-2011
5	200820203	2008	121200907135300	662510	6/29/2012	2008-2011	\$843.71	\$200.92	\$125.00	\$1,169.63	Pd. 2008-2011
5	20080005751	2008	121001125409900	10842	6/28/2012	2008-2011	\$7,743.70	\$1,479.49	\$125.00	\$9,348.19	Pd. 2008-2011
5	200819336	2008	121101403805500	8523	6/20/2012	2008-2011	\$677.28	\$131.38	\$125.00	\$933.66	Pd. 2008-2011
5	20080007848	2008	121200901445300	8479	6/13/2012	2008-2011	\$390.71	\$210.29	\$0.00	\$601.00	Pd. 2008-2011
5	200825850	2008	120800819238600	12595	6/27/2012	2008-2011	\$187.85	\$48.56	\$125.00	\$361.41	Pd. 2008-2011
5	200825849	2008	120800820238600	12595	6/27/2012	2008-2011	\$236.41	\$48.56	\$125.00	\$409.97	Pd. 2008-2011
Total of Page 1							\$29,116.64	\$6,626.58	\$3,125.00	\$38,868.22	
Total of Page 2-5							\$20,709.36	\$5,660.52	\$2,000.00	\$28,369.88	
Total Remitted							\$49,826.00	\$12,287.10	\$5,125.00	\$67,238.10	

County Code	Acct#	Del Year	UPC	Access#	Payment Date	Tax Year(s)	Base Tax	P&I	State Cost	Total Paid	Comments
5	200815500	2008	121801011949400	2708	6/21/2012	2008-2011	\$115.93	\$27.83	\$125.00	\$268.76	Pd. 2008-2011
5	200821782	2008	121100935121500	6699	6/20/2012	2008	\$241.89	\$133.11	\$125.00	\$500.00	Pd. Partial '08
5	200812535	2008	121101106325200	454650	6/20/2012	2008-2011	\$867.74	\$232.74	\$125.00	\$1,225.48	Pd. 2008-2011
5	200815218	2008	121101240534200	10563	6/20/2012	2008	\$90.89	\$284.11	\$125.00	\$500.00	Pd. Partial '08
5	20080009784	2008	121001144017700	4908	6/28/2012	2008-2011	\$590.98	\$141.15	\$125.00	\$857.13	Pd. 2008-2011
5	20080021753	2008	121001044041500	7001	6/22/2012	2008-2011	\$4,001.01	\$1,074.33	\$125.00	\$5,200.34	Pd. 2008-2011
5	20080020796	2008	121101114634300	717350	6/28/2012	2008-2011	\$5,532.54	\$1,488.35	\$125.00	\$7,145.89	Pd. 2008-2011
5	200819299	2008	118701209016900	636325	6/29/2012	2008-2011	\$103.34	\$33.05	\$125.00	\$261.39	Pd. 2008-2011
5	20080019225	2008	121001017833500	635275	6/25/2012	2008-2011	\$54.40	\$13.96	\$125.00	\$193.36	Pd. 2008-2011
5	20080000109	2008	120801047915100	102685	6/13/2012	2008-2011	\$234.17	\$61.84	\$125.00	\$421.01	Pd. 2008-2011
5	2008000988	2008	118701202628900	125680	6/29/2012	2008-2011	\$266.87	\$84.80	\$125.00	\$476.67	Pd. 2008-2011
5	20081717	2008	118701206243100	144840	6/29/2012	2008-2011	\$584.91	\$186.03	\$125.00	\$895.94	Pd. 2008-2011
5	20080005939	2008	120801122450300	259750	6/28/2012	2008-2011	\$45.09	\$12.14	\$125.00	\$182.23	Pd. 2008-2011
5	20080020086	2008	121201345120400	12630	6/14/2012	2008-2011	\$3,627.82	\$949.84	\$125.00	\$4,702.66	Pd. 2008-2011
5	20080013973	2008	121001100818300	500750	6/22/2012	2008-2011	\$1,195.27	\$249.53	\$125.00	\$1,569.80	Pd. 2008-2011
5	2008000794	2008	121100839614500	2845	6/19/2012	2009-2011	\$482.08	\$62.25	\$0.00	\$544.33	Pd. 2009-2011
5	20080014091	2008	121101140501500	505130	6/18/2012	2010-2011	\$129.65	\$8.50	\$0.00	\$138.15	Pd. 2010-2011
5	20080000619	2008	121201102621500	116215	6/25/2012	2010-2011	\$293.87	\$41.40	\$0.00	\$335.27	Pd. 2010-2011
5	20080004280	2008	121001132609100	223100	6/14/2012	2010-2011	\$156.90	\$14.47	\$0.00	\$171.37	Pd. 2010-2011
5	20080009672	2008	121101228903900	3345	6/13/2012	2008-2011	\$2,094.01	\$561.09	\$125.00	\$2,780.10	Pd. 2008-2011
5										\$0.00	
5										\$0.00	
5										\$0.00	
5										\$0.00	
5										\$0.00	
5										\$0.00	
Total of Page 2							\$20,709.36	\$5,660.52	\$2,000.00	\$28,369.88	

SUBMIT BY 15th OF MONTH TO:

One (1) to each School District in the County

One (1) to:

**SCHOOL BUDGET AND FINANCE ANALYSIS BUREAU
NM PUBLIC EDUCATION DEPARTMENT
300 DON GASPAR, ROOM 221
SANTA FE, NM 87501
(505) 827-3860
(505) 827-9931 (FAX)**

One (1) to Inter-County Treasurer

COUNTY TREASURER REPORT OF TAX COLLECTIONS

Taxes collected in County: CURRY for School District: 1
CLOVIS during the month of JUNE 2012 to be credited to
County CURRY.

Operational School Levy

41110 – Residential/Non-Residential Taxes \$ 6,372.80
41113 – Oil and Gas Taxes \$ _____
41114 – Copper Production \$ _____

Capital Improvements Levy (SB-9)

41110 – Residential/Non-Residential Taxes \$ 26,705.14
41113 – Oil and Gas Taxes \$ _____
41114 – Copper Production \$ _____

Capital Improvements Levy (HB-33)

41110 – Residential/Non-Residential Taxes \$ _____
41113 – Oil and Gas Taxes \$ _____
41114 – Copper Production \$ _____

Educational Technology Debt Levy

41110 – Residential/Non-Residential Taxes \$ _____
41113 – Oil and Gas Taxes \$ _____
41114 – Copper Production \$ _____


Debt Service Levy

41110 – Residential/Non-Residential Taxes \$ 66,177.96
41113 – Oil and Gas Taxes \$ _____
41114 – Copper Production \$ _____

TOTAL REMITTANCE: \$ 99,255.90

I certify that the above information is a true and accurate report of collections of taxes applicable to this county in accordance with Section 22-8-1, NMSA 1978.

Date of this Transmittal: 6-30-12


County Treasurer

SUBMIT BY 15th OF MONTH TO:

One (1) to each School District in the County

One (1) to:

**SCHOOL BUDGET AND FINANCE ANALYSIS BUREAU
NM PUBLIC EDUCATION DEPARTMENT
300 DON GASPAR, ROOM 221
SANTA FE, NM 87501
(505) 827-3860
(505) 827-9931 (FAX)**

One (1) to Inter-County Treasurer

COUNTY TREASURER REPORT OF TAX COLLECTIONS

Taxes collected in County: CURRY for School District: 2
TEXICO during the month of JUNE 2012, to be credited to County
CURRY.

Operational School Levy	
41110 – Residential/Non-Residential Taxes	\$ <u>1,106.16</u>
41113 – Oil and Gas Taxes	\$ _____
41114 – Copper Production	\$ _____
Capital Improvements Levy (SB-9)	
41110 – Residential/Non-Residential Taxes	\$ <u>4,469.13</u>
41113 – Oil and Gas Taxes	\$ _____
41114 – Copper Production	\$ _____
Capital Improvements Levy (HB-33)	
41110 – Residential/Non-Residential Taxes	\$ _____
41113 – Oil and Gas Taxes	\$ _____
41114 – Copper Production	\$ _____
Educational Technology Debt Levy	
41110 – Residential/Non-Residential Taxes	\$ _____
41113 – Oil and Gas Taxes	\$ _____
41114 – Copper Production	\$ _____
Debt Service Levy	
41110 – Residential/Non-Residential Taxes	\$ <u>13,496.22</u>
41113 – Oil and Gas Taxes	\$ _____
41114 – Copper Production	\$ _____
TOTAL REMITTANCE:	\$ <u>19,071.51</u>

I certify that the above information is a true and accurate report of collections of taxes applicable to this county in accordance with Section 22-8-1, NMSA 1978.

Date of this Transmittal: 6-30-12


County Treasurer

SUBMIT BY 15th OF MONTH TO:

One (1) to each School District in the County

One (1) to:

SCHOOL BUDGET AND FINANCE ANALYSIS BUREAU
NM PUBLIC EDUCATION DEPARTMENT
300 DON GASPAR, ROOM 221
SANTA FE, NM 87501
(505) 827-3860
(505) 827-9931 (FAX)


One (1) to Inter-County Treasurer

COUNTY TREASURER REPORT OF TAX COLLECTIONS

Taxes collected in County: CURRY for School District: 12
MELROSE during the month of JUNE 2012, to be credited to County
CURRY.

Operational School Levy	
41110 – Residential/Non-Residential Taxes	\$ <u>179.03</u>
41113 – Oil and Gas Taxes	\$ _____
41114 – Copper Production	\$ _____
Capital Improvements Levy (SB-9)	
41110 – Residential/Non-Residential Taxes	\$ <u>751.93</u>
41113 – Oil and Gas Taxes	\$ _____
41114 – Copper Production	\$ _____
Capital Improvements Levy (HB-33)	
41110 – Residential/Non-Residential Taxes	\$ _____
41113 – Oil and Gas Taxes	\$ _____
41114 – Copper Production	\$ _____
Educational Technology Debt Levy	
41110 – Residential/Non-Residential Taxes	\$ _____
41113 – Oil and Gas Taxes	\$ _____
41114 – Copper Production	\$ _____
Debt Service Levy	
41110 – Residential/Non-Residential Taxes	\$ <u>1,186.18</u>
41113 – Oil and Gas Taxes	\$ _____
41114 – Copper Production	\$ _____
TOTAL REMITTANCE:	\$ <u>2,117.14</u>

I certify that the above information is a true and accurate report of collections of taxes applicable to this county in accordance with Section 22-8-1, NMSA 1978.

Date of this Transmittal: 6-30-12 
County Treasurer

SUBMIT BY 15th OF MONTH TO:

One (1) to each School District in the County

One (1) to:

SCHOOL BUDGET AND FINANCE ANALYSIS BUREAU
NM PUBLIC EDUCATION DEPARTMENT
300 DON GASPAR, ROOM 221
SANTA FE, NM 87501
(505) 827-3860
(505) 827-9931 (FAX)

One (1) to Inter-County Treasurer

COUNTY TREASURER REPORT OF TAX COLLECTIONS

Taxes collected in County: CURRY for School District: 61
GRADY during the month of JUNE 2012, to be credited to County
CURRY.

Operational School Levy	
41110 – Residential/Non-Residential Taxes	\$ <u>22.81</u>
41113 – Oil and Gas Taxes	\$ _____
41114 – Copper Production	\$ _____
Capital Improvements Levy (SB-9)	
41110 – Residential/Non-Residential Taxes	\$ <u>91.55</u>
41113 – Oil and Gas Taxes	\$ _____
41114 – Copper Production	\$ _____
Capital Improvements Levy (HB-33)	
41110 – Residential/Non-Residential Taxes	\$ _____
41113 – Oil and Gas Taxes	\$ _____
41114 – Copper Production	\$ _____
Educational Technology Debt Levy	
41110 – Residential/Non-Residential Taxes	\$ _____
41113 – Oil and Gas Taxes	\$ _____
41114 – Copper Production	\$ _____
Debt Service Levy	
41110 – Residential/Non-Residential Taxes	\$ <u>309.33</u>
41113 – Oil and Gas Taxes	\$ _____
41114 – Copper Production	\$ _____
TOTAL REMITTANCE:	\$ <u>423.69</u>

I certify that the above information is a true and accurate report of collections of taxes applicable to this county in accordance with Section 22-8-1, NMSA 1978.

Date of this Transmittal: 6-30-12


County Treasurer

Property Tax Division
Send To: New Mexico Taxation and Revenue Department
PO Box 25126
Santa Fe, NM 87504-5126

COUNTY MONTHLY P&I STATE COST PAYMENT COUPON
(DELINQUENCY LIST SUSPENSE FUNE – 830)

County: CURRY Code: 05 Date of Check: 06-29-2012 Check No: 3933 & 3934

Cost: \$ 5,125.00 P&I \$ 12,287.10

Payment For the Month of: JUNE Year: 2012

Total Amount Enclosed: \$ 17,412.10

Fund No: 830
Agency No: 333
Balance Sheet No: 2919