

County of Curry
TREASURERS REPORT

		Reported as of TUESDAY MAY 31, 2011			BERNICEB	B5
	Begin-Fiscal	Yearly Cash Receipts	Yearly Cash Disbursement	Yearly Cash Transfer		TOTAL
GENERAL FUND	401	7,119,519.49	11,288,008.08	9,234,496.27-	1,327,507.00-	7,845,524.30
ROAD FUND	402	206,306.46	827,976.06	1,418,663.34-	773,500.00	389,119.18
CIGARETTE TAX 1 CENT	404	22.83				22.83
INDIGENT HOSPITAL FUND	406	555,760.83	1,035,212.03	1,217,532.68-		373,440.18
BROADVIEW FIRE FUND	407	135,011.33	50,004.42	182,547.21-		2,468.54
BROADVIEW FIRE / EMS	407-13					
FIELD FIRE FUND	408	133,662.95	38,585.18	14,948.10-		157,300.03
FIELD FIRE / EMS	408-13					
PLEASANT HILL FIRE FUND	409	211,075.44	50,358.01	11,265.21-		250,168.24
PL HILL FIRE / EMS	409-13	2,852.00		452.86-		2,399.14
SPECIAL EVENTS CENTER	410-01	23,695.90	142,000.00	428,102.16-	481,500.00	219,093.74
FAIRGROUNDS	410-00	23,695.89	209.63	16,370.52-	50,000.00	57,535.00
REMODELING ADC ANNEX	411	0.74				0.74
CLERK EQUIP-RECORD FUND	412	38,071.96	32,224.00	19,865.14-		50,430.82
COMMISSARY/RECREATN FUND	413	27,869.77	36,255.36	38,102.31-		26,022.82
RESTITUTION&FORFEITURES	420	13,245.80	6,793.83	7,265.06-		12,774.57
OVERPAYMENT OF TAXES	471	93,678.71-	17,400.94			76,277.77-
TAXES PD IN ADVANCE	474	6,714.41	2,127.10-			4,587.31
TAX SUSPENSE	477	85,468.43				85,468.43
UNDISTRIB/PREBILLED TAX	481	28,188.59	16,993.38-			11,195.21
UNDISTRIBUTED DEL TAXES	482					
BRANCH COLLEGE	551		1,113,568.10	1,113,568.10-		
CITY OF CLOVIS	575		1,595,665.27	1,595,665.27-		
CITY OF TEXICO	576		12,219.21	12,219.21-		
VILLAGE OF MELROSE	577		10,802.00	10,802.00-		
VILLAGE OF GRADY	578		3,810.47	3,810.47-		
STATE LEVY	591		959,333.89	959,333.89-		
CATTLE LEVY	592		31,316.26	31,316.26-		
SHEEP/GOAT LEVY	593		18.79	18.79-		
EQUINE LEVY	594		123.68	123.68-		
DAIRY CATTLE LEVY	595		133,846.96	133,846.96-		
STATE PENALTY & INTEREST	596		14,028.39	14,028.39-		
STATE RESEARCH FEES	597		10,618.54	10,618.54-		
CHILDREN TRUST FUND	598		7,755.00	7,755.00-		
ENVIRONMENTAL GROSS RCP	601	505,043.27	112,467.43	79,599.49-		537,911.21
REAPPRAISAL FUND	602	237,576.28	153,584.28	126,924.17-		264,236.39
CORRECTION FEES FUND	603	46,999.15	145,353.76	109,102.03-		83,250.88
DWI PARTNERSHIP-GRANT	604	82,908.52	87,824.89	51,709.39-		119,024.02
GO BOND/ FAIRGROUND	605	527,980.41	558,496.94	544,042.50-		542,434.85
EVENT CNTR-BOND CONST	606					
LAW ENFORCEMENT PROTECTN	607	1,941.20	30,800.00	22,247.81-		10,493.39
DWI-GRANT	608	41,205.19	184,129.86	187,739.33-		37,595.72
SPECIAL DWI GRANT	611	49,550.14-	46,979.96	50,145.60-		52,715.78-
FOSTER GRANDPARENT PROG	615	13,615.87-	76,339.00	60,452.61-	5,413.00	7,683.52
RETIRED SENIOR VOL PROG	616	2,633.30-	35,634.00	24,078.72-	2,094.00	11,015.98
MCH GRANT	619	58,914.95	1,062.00	17,449.60-		42,527.35
GO BOND/SPECIAL EVENTS	621					
BEAUTIFICATION-GRANT	626		732.62	2,725.37-		1,992.75-
LA CASA LEGIS VAN GRANT	636					
BEAUTIFICATION GRT 10/11	639	3,500.00-	3,500.00			
OFFICE SPACE RENOV GRANT	645					
FAIRGROUNDS-STATE GRANT	646					
LOCAL LAW BLK GRANT02/03	650					
RE-LEAF GRANT	653					
IMP HEALTH INIT GRANT	655					
MCH MARCH OF DIMES	660					
LA CASA SR CITIZEN ADD	662					
LA CASA SR CITIZEN II	663					
COURTHOUSE REMODEL/DA	665					
PLANNING GRANT	667					
ADULT DETENTION PROJECT	669					
ROAD CAPTIAL FUND	670	98,529.30	265,044.00	276,995.55-		86,577.75
SPECIAL EVENTS CNTR	671					
LACASA FAMILY HEALTHCNTR	672	143,994.66-	199,188.43	55,193.77-		
CRIMINAL JUSTICE COMPLEX	673					
HEADSTRT PLAYGRND EQPT	674					
HORSE STALLS	675					
SHERIFF TELECOM EQUIP	676					
MISDEMEANOR COMPLIANCE	677	4,755.00	31,760.00	33,730.00-		2,785.00
COMM WILDFIRE PROTECTION	678					
KEEP NM BEAUTIFUL GRANT	679	1,521.83-	1,532.19	771.80-		761.44-


County of Curry
TREASURERS REPORT

Reported as of TUESDAY MAY 31, 2011

BERNICEB B5

	Begin-Fiscal Balance	Yearly Cash Receipts	Yearly Cash Disbursement	Yearly Cash Transfer	TOTAL
LA CASA SR CNTR RENOV 680					
TEEN COURT DONATIONS 681	37,517.48	9,317.50	11,662.03-		35,172.95
FRAMEWORK FOR CHANGE 682	15,510.01	9,600.00	7,707.12-		17,402.89
VICTIMS IMPACT PANEL 683	20,279.19	11,850.00	16,522.33-		15,606.86
COURT HOUSE SECURITY 684	64,355.84		36,205.33-		28,150.51
HLTH EMERGENCY PREPARED 685					
BOBCAT-FG REST-BUCKAROO 686	1,040.00				1,040.00
100TH CC ANNIV CELEBRATE 687	30,373.92	1,037.00	5,165.39-	25,000.00-	1,245.53
FAIRGRD IMPROVEMENT GRT 688					
ROAD DEPT EQUIPMENT 689					
SENIOR CITIZENS FUND 690	12,579.88	800.00	800.00-		12,579.88
TRAFFIC SAFETY 691					
HUD RENTAL ASST GRANT 692		87,455.00	87,455.00-		
S/O SAFETY EQUIP/TRAIN 693					
MELROSE HEALTH CLINIC 694		480,455.99	520,455.99-	40,000.00	
OEJ JOINT LAND USE GRANT 695	8,628.76	115,253.50	119,093.41-		4,788.85
INMATE TRUST VOIDED CHKS 696	2,607.55	5,788.15			8,395.70
VOIDED CKS HOLDING ACCT 697	479.69				479.69
WILDLAND FIRE COORDINA 698	1,129.37-	10,317.19	10,311.02-		1,123.20-
SANCTION SVC JUV OFFEND 699	4,816.04-	64,471.70	69,778.81-		10,123.15-
CLOVIS SCHOOLS 701		4,193,109.15	4,193,109.15-		
TEXICO SCHOOLS 702		330,542.32	330,542.32-		
MELROSE SCHOOLS 712		44,940.59	44,940.59-		
GRADY SCHOOLS 761		68,062.28	68,062.28-		
FIRE PROTECTION GRANT 800	800.00-	800.00			
BULLETPROOF VEST PROG 801		3,850.00	360.00-		3,490.00
H1N1 VACCINE FUND 802	9,359.79-	9,359.79			
WAL-MART GRANT 803	500.00		395.38-		104.62
NM HISTORY REC SOCIETY 804		4,807.00	4,807.00-		
RECYCLE & ILLEGAL DUMP 805		24,302.06	24,302.06-		
YCC GRANT 806					
TOTAL	10,086,288.70	24,809,562.20	23,677,300.37-		11,218,550.53

CERTIFIED BY THE TREASURER
OF CURRY COUNTY.



County of Curry
CASH BALANCE REPORT

Reported as of **TUESDAY MAY 31, 2011**

BERNICEB B5

GLPR10

	Begin-Fiscal	Monthly	Yearly	
	Balance	Net	Net	TOTAL
		Activity	Activity	
CASH ON HAND 101	1,070.00		5.00	1,075.00
WELLS FARGO BANK/CLOVIS 102	1,151.64	65.60-	581.49-	570.15
THE BANK OF CLOVIS 103	501.03			501.03
NEW MEXICO BANK & TRUST 105	4,588,545.28	913,789.07	994,405.97	5,582,951.25
WESTERN BANK 106				
LINSCO PRIVATE LEDGER 107	3,175,786.93	17,585.52-	105,607.71	3,281,394.64
MACQUARIE ALLG CAP 109	2,317,218.82	8,837.99	32,823.74	2,350,042.56
FIRST COMMUNITY BANK 110				
BANK OF AMERICA 111				
CITIZENS BANK OF CLOVIS 112				
LOCAL GVMNT INVSTMNT POOL115	2,015.00	0.10	0.90	2,015.90
TOTAL INVESTMENTS				
TOTAL CASH AND INVESTMENTS	10,086,288.70	904,976.04	1,132,261.83	11,218,550.53

I hereby certify that the contents in this report are true and correct to the best of my knowledge and includes all funds.

LOCAL GOVERNMENT DIVISION
RECAP AND RECONCILIATION REPORT

Entity County of Curry
Period Ending THURSDAY MAY 31, 2011
Prepared by *Bonnie Baker*
BERNICEB B5 GLPR18

FUND#	FUND NAME	BEGINNING CASH BALANCE CURRENT-FYR	REVENUES TO-DATE	TRANSFERS TO-DATE	EXPENDATURES TO-DATE	ENDING CASH BALANCE FOR PERIOD	ADD OUTSTANDING CHECKS	LESS DEPOSITS IN TRANSIT	ADJUSTMENTS PER BANK (+ / -)	ADJUSTED BALANCE FOR PERIOD	BALANCE PER BANK STATEMENT	FUND DIFFERENCE	RUNNING DIFFERENCE
626	BEAUTIFICATION-GRANT 2008/09		732.62		2725.37	1992.75-				1992.75-		1992.75-	1212005.38-
639	BEAUTIFICATION GRANT2010/11	3500.00-	3500.00										1212005.38-
655	IMPROVING HEALTH INITIIVE GRANT												1212005.38-
660	MCH-MARCH OF DIMES												1212005.38-
663	LA CASA SR. CITIZENS ADDITION II												1212005.38-
669	ADULT DETENTION PROJECT												1212005.38-
670	ROAD CAPITAL FUND	98529.30	265044.00		276995.55	86577.75	268.19			86845.94	86845.94		1125159.44-
671	SPECIAL EVENTS CENTER												1125159.44-
672	LA CASA FAMILY HEALTH CENTER	143994.66-	199188.43		55193.77								1125159.44-
673	CRIMINAL JUSTICE COMPLEX												1125159.44-
675	HORSE STALLS												1125159.44-
676	SHERIFF TELECOM EQUIP												1125159.44-
677	MISDEMEANOR COMPLIANCE	4755.00	31760.00		33730.00	2785.00				2785.00	2785.00		1122374.44-
678	COMMUNITY WILDFIRE PROTECTION												1122374.44-
679	KEEP NM BEAUTIFUL GRANT	1521.83-	1532.19		771.80	761.44-				761.44-	761.44-		1123135.88-
680	LA CASA SENIOR CTR RENOVATIONS												1123135.88-
681	TEEN COURT DONATIONS	37517.48	9317.50		11662.03	35172.95	650.00			35822.95	35822.95		1087312.93-
682	FRAMEWORK FOR CHANGE	15510.01	9600.00		7707.12	17402.89				17402.89	17402.89		1069910.04-
683	VICTIMS IMPACT PANEL	20279.19	11850.00		16522.33	15606.86				15606.86	15606.86		1054303.18-
684	COURT HOUSE SECURITY	64355.84			36205.33	28150.51	66.05			28216.56	28216.56		1026086.62-
685	HEALTH EMERGENCY PREPAREDNESS												1026086.62-
686	BOBCAT, PG RESTROOMS & BUCKAROO	1040.00				1040.00				1040.00	1040.00		1025046.62-
687	100TH CC ANNIVERSARY CELEBRATION	30373.92	1037.00	25000.00-	5165.39	1245.53				1245.53	1245.53		1023801.09-
688	FAIRGROUNDS IMPROVEMENT GRANT												1023801.09-
689	ROAD DEPARTMENT EQUIPMENT												1023801.09-
690	SENIOR CITIZEN FUND	12579.88	800.00		800.00	12579.88				12579.88	12579.88		1011221.21-
691	TRAFFIC SAFETY												1011221.21-
692	HUD RENTAL ASST GRANT		87455.00		87455.00								1011221.21-
693	SHERIFF SAFETY EQUIP/TRAINING												1011221.21-
694	MELROSE HEALTH CLINIC		480455.99	40000.00	520455.99								1011221.21-
695	OEA JOINT LAND USE GRANT	8628.76	115253.50		119093.41	4788.85				4788.85	4788.85		1006432.36-
696	INMATE TRUST VOIDED CHECKS	2607.55	5788.15			8395.70				8395.70	8395.70		998036.66-
697	VOIDED CHECKS HOLDING ACCOUNT	479.69				479.69				479.69	479.69		997556.97-
698	WILDLAND FIRE COORDINATOR	1129.37-	10317.19		10311.02	1123.20-	648.00			475.20-	475.20-		998032.17-
699	SANCTION SVC JUVENILE OFFENDERS	4816.04-	64471.70		69778.81	10123.15-	2249.00			7874.15-	7874.15-		1005906.32-
701	CLOVIS SCHOOLS EQUITY		4193109.15		4193109.15		898333.28			898333.28	898333.28		107573.04-
702	TEXICO SCHOOLS EQUITY		330542.32		330542.32		83106.09			83106.09	83106.09		24466.95-
712	MELROSE SCHOOLS EQUITY		44940.59		44940.59		10328.31			10328.31	10328.31		14138.64-
761	SD 61 ED TECH SVC-DELIQUENT		68062.28		68062.28		10544.02			10544.02	10544.02		3594.62-
800	FIRE PROTECTION GRANT	800.00-	800.00										3594.62-
801	DEPT OF JUSTICE BULLETPROOF VEST		3850.00		360.00	3490.00				3490.00	3490.00		104.62-
802	H1N1 VACCINE FUND	9359.79-	9359.79										104.62-
803	WAL-MART GRANT	500.00			395.38	104.62				104.62	104.62		
804	NM HISTORICAL RECORDS SOCIETY		4807.00		4807.00								
805	RECYCLING & ILLEGAL DUMPNG GRANT		24302.06		24302.06								
806	YCC GRANT												
	GRAND TOTALS	10086288.70	24809562.20		23677300.37	11218550.53	2160930.52	31323.08	557.83-	13347600.14	13347600.14		



CURRY COUNTY OPERATING FUNDS

ACCOUNT VALUATION AS OF MAY 31, 2011

BERNICE BAKER - CURRY COUNTY TREASURER



Trade Date	Security/Deposit	Par/ Maturity Value	Purchase Price (P Only)	Maturity/ Duration	Current Value	Yield to Maturity	Est. Ann. Interest *
Local Deposits:							
Daily	NM Bank and Trust	\$7,712,000.86	\$7,712,000.86	Daily	\$7,712,000.86	0.2500%	\$19,280.00
Daily	Bank of Clovis	\$501.03	\$501.03	NA	\$501.03	0.0000%	\$0.00
Daily	Local Govt. Inv. Pool	\$2,015.80	\$2,015.80	Daily	\$2,015.80	0.2000%	\$4.03
Daily	Wells Fargo P-Card	\$570.15	\$570.15	Daily	\$570.15	0.0000%	\$0.00
Daily	Cash - Treasurer's Office	\$1,075.00	\$1,075.00	Daily	\$1,075.00	0.0000%	\$0.00
	Sub-Total	\$7,716,162.84	\$7,716,162.84		\$7,716,162.84	0.2499%	\$19,284.03
LPL Account:							
8/26/2008	Fedl. Home Loan Mtg. Corp. 5%	\$2,000,000.00	\$1,077,729.98	1.2 yrs.	\$1,080,414.69	4.5200%	\$58,064.00
1/29/2010	Govt. Natl. Mortg. Assn. 5%	\$1,000,000.00	\$287,274.55	1.0 yrs.	\$290,697.04	5.0750%	\$14,955.00
11/1/2010	Govt. Natl. Mortg. Assn. 4%	\$795,000.00	\$773,989.29	1/1/1900	\$772,431.35	3.2600%	\$30,949.00
12/2/2010	Govt. Natl. Mortg. Assn. 4%	\$165,000.00	\$162,180.07	1.98 yrs.	\$165,173.43	4.0000%	\$504.56
3/1/2011	Fedl. Home Loan Mtg. Corp. 5%	\$530,000.00	\$532,692.66	2.26 yrs.	\$534,840.27	4.3600%	\$26,305.00
	Government Money Market Fund	\$311,086.59	\$311,086.59	daily	\$434,566.84	0.1000%	\$311.09
	Sub-Total	\$4,801,086.59	\$3,144,953.13		\$3,278,123.62	4.1682%	\$131,088.65
Accr. Int.	Total Account Value				\$10,637.05		\$3,288,760.67
Allegiance Capital:							
10/13/2010	Fedl. Home Loan Mtg. Corp. 6%	\$605,630.00	\$256,635.84	2/1/2038	\$260,361.70	2.0600%	\$14,591.00
10/20/2010	Fedl. Home Loan Mtg. Corp. .375%	\$80,000.00	\$79,816.00	11/30/2012	\$80,004.80	0.4830%	\$300.00
12/8/2010	Fedl. Natl. Mortg. Assn. 6%	\$401,545.00	\$130,418.66	12/1/1937	\$132,002.38	3.9600%	\$7,357.00
1/7/2011	US Treasury Note .75%	\$23,000.00	\$23,093.50	11/30/2011	\$23,072.68	0.2900%	\$1,117.00
3/4/2011	US Treasury Note 1.25%	\$99,000.00	\$99,032.18	3/15/2014	\$100,485.00	1.2400%	\$1,237.00
3/10/2011	US Treasury Note .875%	\$430,000.00	\$432,502.60	2/29/2012	\$432,266.10	0.1390%	\$3,762.14
3/30/2011	US Treasury Note .875%	\$100,000.00	\$100,531.20	2/29/2012	\$100,527.00	0.2950%	\$874.86
4/12/2011	US Treasury Note 1.25%	\$153,000.00	\$152,827.57	4/15/2014	\$155,200.14	1.2900%	\$1,912.00
4/13/2011	Fedl. Natl. Mtg. Assn. 1%	\$78,000.00	\$77,905.54	9/23/2013	\$78,528.84	1.0500%	\$780.00
4/19/2011	Fedl. Natl. Mtg. Assn. 6%	\$133,134.00	\$137,822.43	9/1/1939	\$138,524.89	3.1800%	\$7,750.00
5/5/2011	US Treasury Note 2.25%	\$210,000.00	\$213,864.21	3/31/2016	\$216,300.00	1.8550%	-\$3,864.21
5/12/2011	US Treasury Note .875%	\$314,000.00	\$315,779.44	2/29/2012	\$315,654.78	0.1640%	-\$1,779.44
5/12/2011	Fedl. Natl. Mortg. Note 1.125%	\$151,000.00	\$150,788.60	6/27/2014	\$151,714.23	1.1700%	\$211.40

5/27/2011	US Treasury Note 1.75%	\$122,000.00	\$124,983.63	4/15/2013	\$125,012.18	0.4500%	-\$2,983.63
	Government Money Market Fund	\$40,387.85	\$40,387.85	daily	\$40,387.85	0.1000%	\$3.37
	Sub-Totals	\$2,940,696.85	\$2,336,389.25		\$2,350,042.57	1.3383%	\$31,268.49
Accr. Int.	Total Account Value			\$6,218.79	\$2,356,261.36		
Accr. Int.	Totals	\$15,457,946.28	\$13,197,505.22	\$16,855.84	\$13,361,184.87	1.3763%	\$181,641.17
	Accrued Interest			\$16,855.84			
	Estimated Annual Income				\$181,641.17		

* earnings on money market funds are estimated

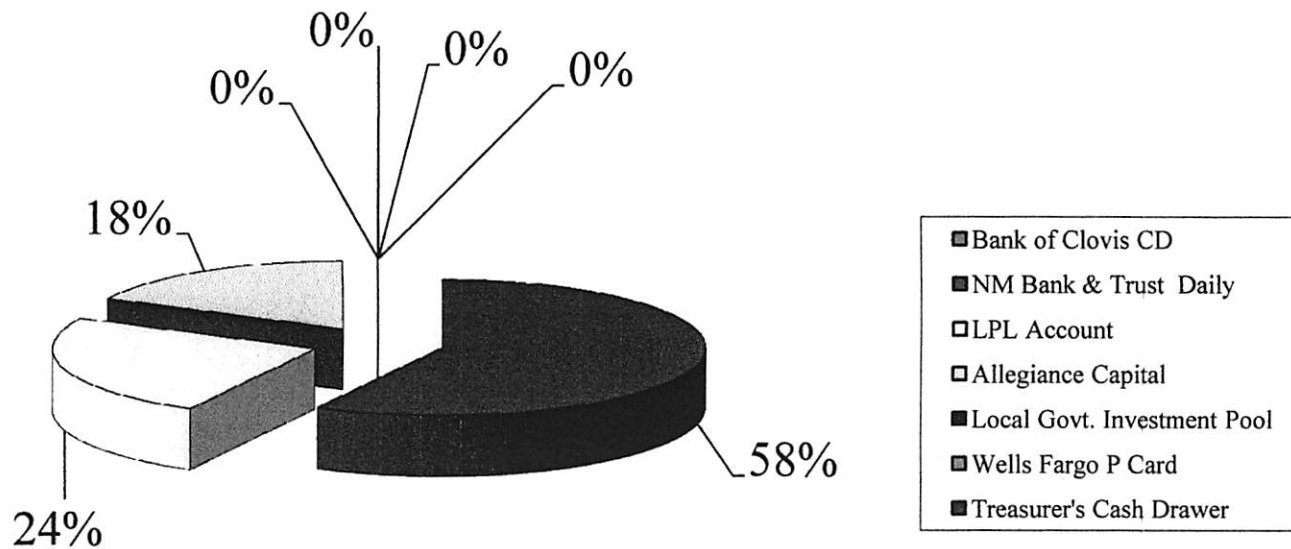
CURRY COUNTY OPERATING FUNDS

Securities & Deposits Traded or Maturing During Period 5/1/11 - 5/31/11

Trade Date	Security/Deposit	Par/ Maturity Value	Purchase Price (P Only)	Maturity Date	Sales Proceeds	Orig. Yield	Interest Earned
4/21/2011	US Treasury Bill	\$328,000.00	\$327,974.74	7/7/2011	\$327,996.72	0.0400%	\$25.26
4/29/2011	US Treasury Bill	\$117,000.00	\$116,995.20	7/7/2011	\$116,998.83	0.0200%	\$4.80
2/2/2011	Fedl. Home Loan Mtg. Corp. .75%	\$235,000.00	\$234,431.30	3/28/2013	\$235,770.33	0.8600%	\$1,762.00
1/7/2011	US Treasury Note .75%	\$126,000.00	\$126,512.19	11/30/2011	\$126,407.99	0.2900%	\$1,117.00

Bank of Clovis CD	\$501.03
NM Bank & Trust Daily	\$7,712,000.86
LPL Account	\$3,281,394.64
Allegiance Capital	\$2,350,042.56
Local Govt. Investment Pool	\$2,015.90
Wells Fargo P Card	\$570.15
Treasurer's Cash Drawer	\$1,075.00
	\$13,347,600.14

CURRY COUNTY DEPOSITS AND INVESTMENTS AS OF MAY 31, 2011



STATEMENT OF COUNTY BONDED DEBT

PURPOSE	DATE ISSUED	AVERAGE INTEREST RATE	ORIGINAL AMOUNT OF ISSUE	REDEEMED THIS MONTH	REDEEMED TO DATE	AMOUNT OUTSTANDING	UNREDEEMED MATURED BONDS	TOTAL INTEREST REQUIRED	INTEREST PAID THIS MONTH	INTEREST PAID TO DATE	INTEREST OUTSTANDING	UNREDEEMED COUPONS
GO Refunding Jail Bonds/ Events Center	12/27/01	4.026	\$5,275,000.00		\$3,690,000.00	\$1,685,000.00		\$1,455,031.66		\$1,331,695.41	\$123,336.25	\$1,685,000.00

TAX SCHEDULE MAINTENANCE REPORT

TAX YEAR	TOTAL TAXES CHARGED TO TREASURER OCTOBER 1	ADDITION TO DATE	DELETIONS TO DATE	NET TAXES CHARGED TO TREASURER	TAXES COLLECTED THIS PERIOD	TAXES COLLECTED TO DATE	% COLLECTED
2010	\$15,555,384.25	15,038.17	11,877.05	15,558,545.37	3,303,249.81	14,675,544.37	94.32
2009	\$15,031,447.03	63,483.49	13,842.88	15,031,936.98	9,305.87	14,746,345.92	98.10
2008	\$13,950,385.78	41,303.13	91,991.43	13,899,697.48	3,466.95	13,827,198.63	99.48
2007	\$12,812,377.34	84,181.34	204,063.41	12,492,495.27	1,771.15	12,474,642.95	99.86
2006	\$11,635,385.09	32,350.45	36,356.67	11,631,387.76	71.38	11,626,455.99	99.96
2005	\$10,923,916.79	124,899.25	28,356.67	11,020,459.37	21.27	11,017,760.99	99.98
2004	\$10,464,041.96	106,916.18	43,089.22	10,527,868.92	.00	10,525,256.10	99.98
2003	\$10,470,120.20	33,534.10	52,026.38	10,451,627.92	.00	10,450,208.08	99.99
2002	\$10,007,779.00	97,911.34	62,759.62	10,042,930.72	.00	10,041,587.17	99.99
2001	\$9,970,867.40	29,524.16	14,457.54	9,985,934.02	.00	9,984,600.90	99.99
2000	\$ 9,597,810.98	42,701.80	10,047.10	9,630,276.79	.00	9,629,928.10	99.99
1999	\$ 9,320,934.96	75,980.15	8,153.07	9,388,762.04	.00	9,388,594.15	99.99

COUNTY OF CERRY
 TREASURER'S FINANCIAL REPORT
 MONTH OF MAY 2011

County of Curry
TREASURERS REPORT

Reported as of TUESDAY MAY 31, 2011

BERNICEB B5

		Begin-Fiscal Balance	Yearly Cash Receipts	Yearly Cash Disbursement	Yearly Cash Transfer	TOTAL
GENERAL FUND	401	7,119,519.49	11,288,008.08	9,234,496.27-	1,327,507.00-	7,845,524.30
AD FUND	402	206,306.46	827,976.06	1,418,663.34-	773,500.00	389,119.18
CIGARETTE TAX 1 CENT	404	22.83				22.83
URGENT HOSPITAL FUND	406	555,760.83	1,035,212.03	1,217,532.68-		373,440.18
ADVVIEW FIRE FUND	407	135,011.33	50,004.42	182,547.21-		2,468.54
ADVVIEW FIRE / EMS	407-13					
OLD FIRE FUND	408	133,662.95	38,585.18	14,948.10-		157,300.03
OLD FIRE / EMS	408-13					
SASANT HILL FIRE FUND	409	211,075.44	50,358.01	11,265.21-		250,168.24
HILL FIRE / EMS	409-13	2,852.00		452.86-		2,399.14
SOCIAL EVENTS CENTER	410-01	23,695.90	142,000.00	428,102.16-	481,500.00	219,093.74
ARGROUNDS	410-00	23,695.89	209.63	16,370.52-	50,000.00	57,535.00
MODELING ADC ANNEX	411	0.74				0.74
TRK EQUIP-RECORD FUND	412	38,071.96	32,224.00	19,865.14-		50,430.82
MISSARY/RECREATN FUND	413	27,869.77	36,255.36	38,102.31-		26,022.82
STITUTION&FORFEITURES	420	13,245.80	6,793.83	7,265.06-		12,774.57
RPAYMENT OF TAXES	471	93,678.71-	17,400.94			76,277.77-
RES PD IN ADVANCE	474	6,714.41	2,127.10-			4,587.31
SUSPENSE	477	85,468.43				85,468.43
DISTRIB/PREBILLED TAX	481	28,188.59	16,993.38-			11,195.21
DISTRIBUTED DEL TAXES	482					
NCH COLLEGE	551		1,113,568.10	1,113,568.10-		
CITY OF CLOVIS	575		1,595,665.27	1,595,665.27-		
CITY OF TEXICO	576		12,219.21	12,219.21-		
VILLAGE OF MELROSE	577		10,802.00	10,802.00-		
VILLAGE OF GRADY	578		3,810.47	3,810.47-		
WATER LEVY	591		959,333.89	959,333.89-		
WATER LEVY	592		31,316.26	31,316.26-		
WEEP/GOAT LEVY	593		18.79	18.79-		
WINE LEVY	594		123.68	123.68-		
WRY CATTLE LEVY	595		133,846.96	133,846.96-		
WATER PENALTY & INTEREST	596		14,028.39	14,028.39-		
WATER RESEARCH FEES	597		10,618.54	10,618.54-		
WCHILDREN TRUST FUND	598		7,755.00	7,755.00-		
WIRONMENTAL GROSS RCP	601	505,043.27	112,467.43	79,599.49-		537,911.21
WAPPRAISAL FUND	602	237,576.28	153,584.28	126,924.17-		264,236.39
WRECTION FEES FUND	603	46,999.15	145,353.76	109,102.03-		83,250.88
W PARTNERSHIP-GRANT	604	82,908.52	87,824.89	51,709.39-		119,024.02
WBOND/ FAIRGROUND	605	527,980.41	558,496.94	544,042.50-		542,434.85
WNT CNTR-BOND CONST	606					
W ENFORCEMENT PROTECTN	607	1,941.20	30,800.00	22,247.81-		10,493.39
W-GRANT	608	41,205.19	184,129.86	187,739.33-		37,595.72
WICIAL DWI GRANT	611	49,550.14-	46,979.96	50,145.60-		52,715.78-
WSTER GRANDPARENT PROG	615	13,615.87-	76,339.00	60,452.61-	5,413.00	7,683.52
WRIRED SENIOR VOL PROG	616	2,633.30-	35,634.00	24,078.72-	2,094.00	11,015.98
W I GRANT	619	58,914.95	1,062.00	17,449.60-		42,527.35
WBOND/SPECIAL EVENTS	621					
WUTIFICATION-GRANT	626		732.62	2,725.37-		1,992.75-
WCASA LEGIS VAN GRANT	636					
WUTIFICATION GRT 10/11	639	3,500.00-	3,500.00			
WICE SPACE RENOV GRANT	645					
WARGROUNDS-STATE GRANT	646					
WAL LAW BLK GRANT02/03	650					
WLEAF GRANT	653					
W HEALTH INIT GRANT	655					
W I MARCH OF DIMES	660					
WCASA SR CITIZEN ADD	662					
WCASA SR CITIZEN II	663					
WIRTHOUSE REMODEL/DA	665					
WNNING GRANT	667					
WILT DETENTION PROJECT	669					
WID CAPTIAL FUND	670	98,529.30	265,044.00	276,995.55-		86,577.75
WICIAL EVENTS CNTR	671					
WCASA FAMILY HEALTHCNTR	672	143,994.66-	199,188.43	55,193.77-		
WMINAL JUSTICE COMPLEX	673					
WIDSTRT PLAYGRND EQPT	674					
WSE STALLS	675					
WRIFF TELECOM EQUIP	676					
WDEMEANOR COMPLIANCE	677	4,755.00	31,760.00	33,730.00-		2,785.00
WIM WILDFIRE PROTECTION	678					
WIP NM BEAUTIFUL GRANT	679	1,521.83-	1,532.19	771.80-		761.44-


County of Curry
TREASURERS REPORT

Reported as of TUESDAY MAY 31, 2011

BERNICEB B5

	Begin-Fiscal Balance	Yearly Cash Receipts	Yearly Cash Disbursement	Yearly Cash Transfer	TOTAL
LA CASA SR CNTR RENOV 680					
TEEN COURT DONATIONS 681	37,517.48	9,317.50	11,662.03-		35,172.95
FRAMEWORK FOR CHANGE 682	15,510.01	9,600.00	7,707.12-		17,402.89
VICTIMS IMPACT PANEL 683	20,279.19	11,850.00	16,522.33-		15,606.86
COURT HOUSE SECURITY 684	64,355.84		36,205.33-		28,150.51
HLTH EMERGENCY PREPARED 685					
BOBCAT-FG REST-BUCKAROO 686	1,040.00				1,040.00
100TH CC ANNIV CELEBRATE 687	30,373.92	1,037.00	5,165.39-	25,000.00-	1,245.53
FAIRGRD IMPROVEMENT GRT 688					
ROAD DEPT EQUIPMENT 689					
SENIOR CITIZENS FUND 690	12,579.88	800.00	800.00-		12,579.88
TRAFFIC SAFETY 691					
HUD RENTAL ASST GRANT 692		87,455.00	87,455.00-		
S/O SAFETY EQUIP/TRAIN 693					
MELROSE HEALTH CLINIC 694		480,455.99	520,455.99-	40,000.00	
CEA JOINT LAND USE GRANT 695	8,628.76	115,253.50	119,093.41-		4,788.85
INMATE TRUST VOIDED CHKS 696	2,607.55	5,788.15			8,395.70
VOIDED CKS HOLDING ACCT 697	479.69				479.69
WILDLAND FIRE COORDINA 698	1,129.37-	10,317.19	10,311.02-		1,123.20-
SANCTION SVC JUV OFFEND 699	4,816.04-	64,471.70	69,778.81-		10,123.15-
CLOVIS SCHOOLS 701		4,193,109.15	4,193,109.15-		
TEXICO SCHOOLS 702		330,542.32	330,542.32-		
MELROSE SCHOOLS 712		44,940.59	44,940.59-		
GRADY SCHOOLS 761		68,062.28	68,062.28-		
FIRE PROTECTION GRANT 800	800.00-	800.00			
BULLETPROOF VEST PROG 801		3,850.00	360.00-		3,490.00
H1N1 VACCINE FUND 802	9,359.79-	9,359.79			
WAL-MART GRANT 803	500.00		395.38-		104.62
NM HISTORY REC SOCIETY 804		4,807.00	4,807.00-		
RECYCLE & ILLEGAL DUMP 805		24,302.06	24,302.06-		
YCC GRANT 806					
TOTAL	10,086,288.70	24,809,562.20	23,677,300.37-		11,218,550.53

CERTIFIED BY THE TREASURER
OF CURRY COUNTY.



County of Curry
CASH BALANCE REPORT
 Reported as of **TUESDAY MAY 31, 2011**

	Begin-Fiscal	Monthly	Yearly	
	Balance	Net	Net	TOTAL
		Activity	Activity	
CASH ON HAND 101	1,070.00		5.00	1,075.00
WELLS FARGO BANK/CLOVIS 102	1,151.64	65.60-	581.49-	570.15
THE BANK OF CLOVIS 103	501.03			501.03
NEW MEXICO BANK & TRUST 105	4,588,545.28	913,789.07	994,405.97	5,582,951.25
WESTERN BANK 106				
LINSKO PRIVATE LEDGER 107	3,175,786.93	17,585.52-	105,607.71	3,281,394.64
MACQUARIE ALLG CAP 109	2,317,218.82	8,837.99	32,823.74	2,350,042.56
FIRST COMMUNITY BANK 110				
BANK OF AMERICA 111				
CITIZENS BANK OF CLOVIS 112				
LOCAL GVMNT INVSTMNT POOL115	2,015.00	0.10	0.90	2,015.90
TOTAL INVESTMENTS				
TOTAL CASH AND INVESTMENTS	10,086,288.70	904,976.04	1,132,261.83	11,218,550.53

I hereby certify that the contents in this report are true and correct to the best of my knowledge and includes all funds.

LOCAL GOVERNMENT DIVISION
RECAP AND RECONCILIATION REPORT

Entity County of Curry
Period Ending TUESDAY MAY 31, 2011
Prepared by *Dunice Baker*
BERNICEB B5 GLPR18

FUND#	FUND NAME	BEGINNING		REVENUES	EXPENDITURES	ENDING		ADD	LESS	ADJUSTMENTS	ADJUSTED	BALANCE		FUND	RUNNING
		CASH BALANCE	CURRENT-FYR			CASH BALANCE	FOR PERIOD					OUTSTANDING	DEPOSITS IN		
626	BEAUTIFICATION-GRANT 2008/09			732.62		2725.37	1992.75-				1992.75-			1992.75-	1212005.38-
639	BEAUTIFICATION GRANT2010/11	3500.00-		3500.00											1212005.38-
655	IMPROVING HEALTH INITIATIVE GRANT														1212005.38-
660	MCH-MARCH OF DIMES														1212005.38-
663	LA CASA SR. CITIZENS ADDITION II														1212005.38-
669	ADULT DETENTION PROJECT														1212005.38-
670	ROAD CAPITAL FUND	98529.30		265044.00	276995.55		86577.75	268.19			86845.94		86845.94		1125159.44-
671	SPECIAL EVENTS CENTER														1125159.44-
672	LA CASA FAMILY HEALTH CENTER	143994.66-		199188.43	55193.77										1125159.44-
673	CRIMINAL JUSTICE COMPLEX														1125159.44-
675	HORSE STALLS														1125159.44-
676	SHERIFF TELECOM EQUIP														1125159.44-
677	MISDEMEANOR COMPLIANCE	4755.00		31760.00	33730.00		2785.00				2785.00		2785.00		1122374.44-
678	COMMUNITY WILDFIRE PROTECTION														1122374.44-
679	KEEP NM BEAUTIFUL GRANT	1521.83-		1532.19	771.80		761.44-				761.44-		761.44-		11223135.88-
680	LA CASA SENIOR CTR RENOVATIONS														11223135.88-
681	TEEN COURT DONATIONS	37517.48		9317.50	11662.03		35172.95	650.00			35822.95		35822.95		1087312.93-
682	FRAMEWORK FOR CHANGE	15510.01		9600.00	7707.12		17402.89				17402.89		17402.89		1069910.04-
683	VICTIMS IMPACT PANEL	20279.19		11850.00	16522.33		15606.86				15606.86		15606.86		1054303.18-
684	COURT HOUSE SECURITY	64355.84			36205.33		28150.51	66.05			28216.56		28216.56		1026086.62-
685	HEALTH EMERGENCY PREPAREDNESS														1026086.62-
686	BOBCAT, FG RESTROOMS & BUCKAROO	1040.00					1040.00				1040.00		1040.00		1025046.62-
687	100TH CC ANNIVERSARY CELEBRATION	30373.92		1037.00	25000.00-	5165.39	1245.53				1245.53		1245.53		1023801.09-
688	FAIRGROUNDS IMPROVEMENT GRANT														1023801.09-
689	ROAD DEPARTMENT EQUIPMENT														1023801.09-
690	SENIOR CITIZEN FUND	12579.88		800.00	800.00		12579.88				12579.88		12579.88		1011221.21-
691	TRAFFIC SAFETY														1011221.21-
692	HUD RENTAL ASST GRANT			87455.00	87455.00										1011221.21-
693	SHERIFF SAFETY EQUIP/TRAINING														1011221.21-
694	MELROSE HEALTH CLINIC			480455.99	40000.00	520455.99									1011221.21-
695	OEJ JOINT LAND USE GRANT	8628.76		115253.50	119093.41		4788.85				4788.85		4788.85		1006432.36-
696	INMATE TRUST VOIDED CHECKS	2607.55		5788.15			8395.70				8395.70		8395.70		998036.66-
697	VOIDED CHECKS HOLDING ACCOUNT	479.69					479.69				479.69		479.69		997556.97-
698	WILDLAND FIRE COORDINATOR	1129.37-		10317.19	10311.02		1123.20-	648.00			475.20-		475.20-		998032.17-
699	SANCTION SVC JUVENILE OFFENDERS	4816.04-		64471.70	69778.81		10123.15-	2249.00			7874.15-		7874.15-		1005906.32-
701	CLOVIS SCHOOLS EQUITY			4193109.15	4193109.15		898333.28				898333.28		898333.28		107573.04-
702	TEXICO SCHOOLS EQUITY			330542.32	330542.32		83106.09				83106.09		83106.09		24466.95-
712	MELROSE SCHOOLS EQUITY			44940.59	44940.59		10328.31				10328.31		10328.31		14138.64-
761	SD 61 ED TECH SVC-DELINQUENT			68062.28	68062.28		10544.02				10544.02		10544.02		3594.62-
800	FIRE PROTECTION GRANT	800.00-		800.00											3594.62-
801	DEPT OF JUSTICE BULLETPROOF VEST			3850.00	360.00		3490.00				3490.00		3490.00		104.62-
802	H1N1 VACCINE FUND	9359.79-		9359.79											104.62-
803	WAL-MART GRANT	500.00			395.38		104.62				104.62		104.62		
804	NM HISTORICAL RECORDS SOCIETY			4807.00	4807.00										
805	RECYCLING & ILLEGAL DUMPNG GRANT			24302.06	24302.06										
806	YCC GRANT														
	GRAND TOTALS	10086288.70		24809562.20	23677300.37		11218550.53	2160930.52	31323.08	557.83-	13347600.14		13347600.14		



CURRY COUNTY OPERATING FUNDS

ACCOUNT VALUATION AS OF MAY 31, 2011

BERNICE BAKER - CURRY COUNTY TREASURER



Trade Date	Security/Deposit	Par/ Maturity Value	Purchase Price (P Only)	Maturity/ Duration	Current Value	Yield to Maturity	Est. Ann. Interest *
Local Deposits:							
Daily	NM Bank and Trust	\$7,712,000.86	\$7,712,000.86	Daily	\$7,712,000.86	0.2500%	\$19,280.00
Daily	Bank of Clovis	\$501.03	\$501.03	NA	\$501.03	0.0000%	\$0.00
Daily	Local Govt. Inv. Pool	\$2,015.80	\$2,015.80	Daily	\$2,015.80	0.2000%	\$4.03
Daily	Wells Fargo P-Card	\$570.15	\$570.15	Daily	\$570.15	0.0000%	\$0.00
Daily	Cash - Treasurer's Office	\$1,075.00	\$1,075.00	Daily	\$1,075.00	0.0000%	\$0.00
	Sub-Total	\$7,716,162.84	\$7,716,162.84		\$7,716,162.84	0.2499%	\$19,284.03
LPL Account:							
8/26/2008	Fedl. Home Loan Mtg. Corp. 5%	\$2,000,000.00	\$1,077,729.98	1.2 yrs.	\$1,080,414.69	4.5200%	\$58,064.00
1/29/2010	Govt. Natl. Mortg. Assn. 5%	\$1,000,000.00	\$287,274.55	1.0 yrs.	\$290,697.04	5.0750%	\$14,955.00
11/1/2010	Govt. Natl. Mortg. Assn. 4%	\$795,000.00	\$773,989.29	1/1/1900	\$772,431.35	3.2600%	\$30,949.00
12/2/2010	Govt. Natl. Mortg. Assn. 4%	\$165,000.00	\$162,180.07	1.98 yrs.	\$165,173.43	4.0000%	\$504.56
3/1/2011	Fedl. Home Loan Mtg. Corp. 5%	\$530,000.00	\$532,692.66	2.26 yrs.	\$534,840.27	4.3600%	\$26,305.00
	Government Money Market Fund	\$311,086.59	\$311,086.59	daily	\$434,566.84	0.1000%	\$311.09
	Sub-Total	\$4,801,086.59	\$3,144,953.13		\$3,278,123.62	4.1682%	\$131,088.65
Accr. Int.	Total Account Value				\$10,637.05		
	Allegiance Capital:						
10/13/2010	Fedl. Home Loan Mtg. Corp. 6%	\$605,630.00	\$256,635.84	2/1/2038	\$260,361.70	2.0600%	\$14,591.00
10/20/2010	Fedl. Home Loan Mtg. Corp. .375%	\$80,000.00	\$79,816.00	11/30/2012	\$80,004.80	0.4830%	\$300.00
12/8/2010	Fedl. Natl. Mortg. Assn. 6%	\$401,545.00	\$130,418.66	12/1/1937	\$132,002.38	3.9600%	\$7,357.00
1/7/2011	US Treasury Note .75%	\$23,000.00	\$23,093.50	11/30/2011	\$23,072.68	0.2900%	\$1,117.00
3/4/2011	US Treasury Note 1.25%	\$99,000.00	\$99,032.18	3/15/2014	\$100,485.00	1.2400%	\$1,237.00
3/10/2011	US Treasury Note .875%	\$430,000.00	\$432,502.60	2/29/2012	\$432,266.10	0.1390%	\$3,762.14
3/30/2011	US Treasury Note .875%	\$100,000.00	\$100,531.20	2/29/2012	\$100,527.00	0.2950%	\$874.86
4/12/2011	US Treasury Note 1.25%	\$153,000.00	\$152,827.57	4/15/2014	\$155,200.14	1.2900%	\$1,912.00
4/13/2011	Fedl. Natl. Mtg. Assn. 1%	\$78,000.00	\$77,905.54	9/23/2013	\$78,528.84	1.0500%	\$780.00
4/19/2011	Fedl. Natl. Mtg. Assn. 6%	\$133,134.00	\$137,822.43	9/1/1939	\$138,524.89	3.1800%	\$7,750.00
5/5/2011	US Treasury Note 2.25%	\$210,000.00	\$213,864.21	3/31/2016	\$216,300.00	1.8550%	-\$3,864.21
5/12/2011	US Treasury Note .875%	\$314,000.00	\$315,779.44	2/29/2012	\$315,654.78	0.1640%	-\$1,779.44
5/12/2011	Fedl. Natl. Mortg. Note 1.125%	\$151,000.00	\$150,788.60	6/27/2014	\$151,714.23	1.1700%	\$211.40

5/27/2011	US Treasury Note 1.75%	\$122,000.00	\$124,983.63	4/15/2013	\$125,012.18	0.4500%	-\$2,983.63
	Government Money Market Fund	\$40,387.85	\$40,387.85	daily	\$40,387.85	0.1000%	\$3.37
	Sub-Totals	\$2,940,696.85	\$2,336,389.25		\$2,350,042.57	1.3383%	\$31,268.49
Accr. Int.	Total Account Value			\$6,218.79	\$2,356,261.36		
Accr. Int.	Totals	\$15,457,946.28	\$13,197,505.22	\$16,855.84	\$13,361,184.87	1.3763%	\$181,641.17
	Accrued Interest			\$16,855.84			
	Estimated Annual Income			\$181,641.17			

* earnings on money market funds are estimated

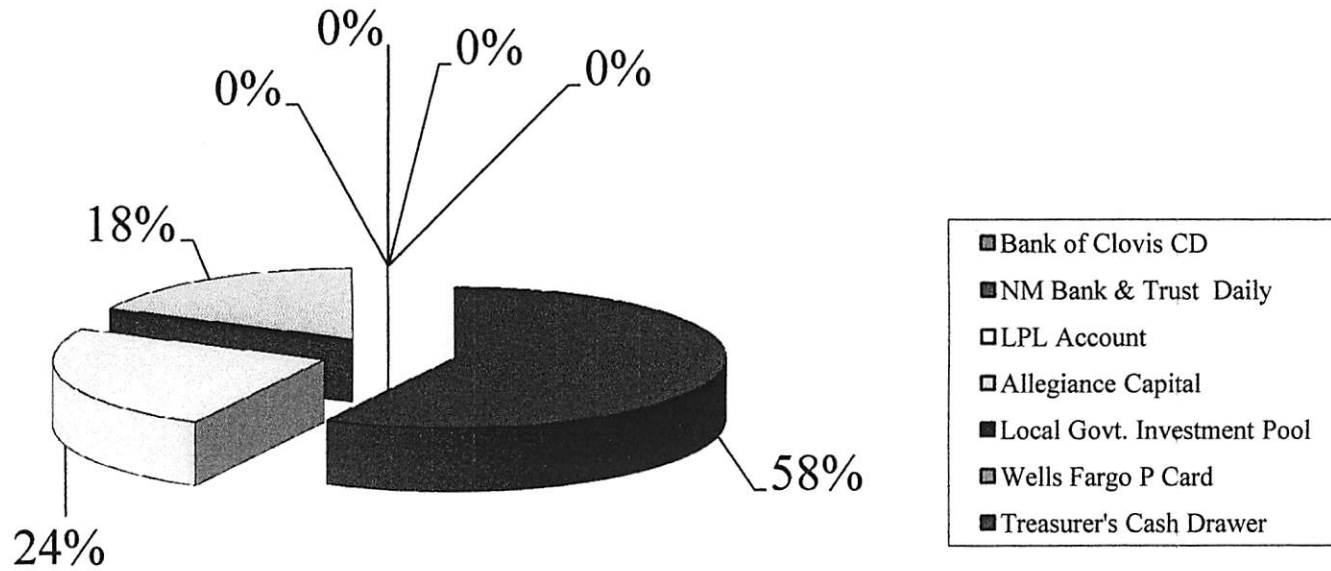
CURRY COUNTY OPERATING FUNDS

Securities & Deposits Traded or Maturing During Period 5/1/11 - 5/31/11

Trade Date	Security/Deposit	Par/ Maturity Value	Purchase Price (P Only)	Maturity Date	Sales Proceeds	Orig. Yield	Interest Earned
4/21/2011	US Treasury Bill	\$328,000.00	\$327,974.74	7/7/2011	\$327,996.72	0.0400%	\$25.26
4/29/2011	US Treasury Bill	\$117,000.00	\$116,995.20	7/7/2011	\$116,998.83	0.0200%	\$4.80
2/2/2011	Fedl. Home Loan Mtg. Corp. .75%	\$235,000.00	\$234,431.30	3/28/2013	\$235,770.33	0.8600%	\$1,762.00
1/7/2011	US Treasury Note .75%	\$126,000.00	\$126,512.19	11/30/2011	\$126,407.99	0.2900%	\$1,117.00

Bank of Clovis CD	\$501.03
NM Bank & Trust Daily	\$7,712,000.86
LPL Account	\$3,281,394.64
Allegiance Capital	\$2,350,042.56
Local Govt. Investment Pool	\$2,015.90
Wells Fargo P Card	\$570.15
Treasurer's Cash Drawer	\$1,075.00
	\$13,347,600.14

CURRY COUNTY DEPOSITS AND INVESTMENTS AS OF MAY 31, 2011



STATEMENT OF COUNTY BONDED DEBT

PURPOSE	DATE ISSUED	AVERAGE INTEREST RATE	ORIGINAL AMOUNT OF ISSUE	REDEEMED THIS MONTH	REDEEMED TO DATE	AMOUNT OUTSTANDING	UNREDEEMED MATURED BONDS	TOTAL INTEREST REQUIRED	INTEREST PAID THIS MONTH	INTEREST PAID TO DATE	INTEREST OUTSTANDING	UNREDEEMED COUPONS
GO Refunding Jail Bonds/ Events Center	12/27/01	4.026	\$5,275,000.00		\$3,590,000.00	\$1,685,000.00		\$1,455,031.68		\$1,331,895.41	\$123,336.25	\$1,685,000.00

TAX SCHEDULE MAINTENANCE REPORT

TAX YEAR	TOTAL TAXES CHARGED TO TREASURER OCTOBER 1	ADDITION TO DATE	DELETIONS TO DATE	NET TAXES CHARGED TO TREASURER	TAXES COLLECTED THIS PERIOD	TAXES COLLECTED TO DATE	% COLLECTED
2010	\$15,555,384.25	15,038.17	11,877.05	15,558,545.37	3,303,249.81	14,675,544.37	94.32
2009	\$15,031,447.03	63,483.49	13,842.88	15,031,936.96	9,305.87	14,746,345.92	98.10
2008	\$13,950,385.78	41,303.13	91,991.43	13,899,697.48	3,466.95	13,827,198.63	99.48
2007	\$12,612,377.34	84,181.34	204,063.41	12,492,495.27	1,771.15	12,474,642.95	99.86
2006	\$11,635,385.09	32,350.45	36,356.67	11,631,387.76	71.38	11,626,455.99	99.96
2005	\$10,923,916.79	124,899.25	28,356.67	11,020,459.37	21.27	11,017,760.99	99.98
2004	\$10,464,041.96	106,916.18	43,089.22	10,527,868.92	.00	10,525,256.10	99.98
2003	\$10,470,120.20	33,534.10	52,026.38	10,451,627.92	.00	10,450,208.08	99.99
2002	\$10,007,779.00	97,911.34	62,759.62	10,042,930.72	.00	10,041,587.17	99.99
2001	\$9,970,867.40	29,524.16	14,457.54	9,985,934.02	.00	9,984,600.90	99.99
2000	\$ 9,597,810.98	42,701.80	10,047.10	9,630,276.79	.00	9,629,928.10	99.99
1999	\$ 9,320,934.96	75,980.15	8,153.07	9,388,762.04	.00	9,388,594.15	99.99

COUNTY OF COCONINO

TAX SCHEDULE MAINTENANCE REPORT

Monthly	Yearly
Net	Net
Activity	Activity

CURRENT MONTH REMITTANCE TO:
STATE OF NEW MEXICO

DEBT SERVICE LEVY

CURRENT TAXES	208,885.56	926,144.24
DELINQUENT TAXES	732.84	33,189.65
TOTAL DEBT SERVICE LEVY	209,618.40	959,333.89
DISBURSED		749,715.49-
NET STATE DEBT SERVICE LEVY	209,618.40	209,618.40

CATTLE LEVY

CURRENT TAXES	1,836.30	30,376.62
DELINQUENT TAXES		939.64
TOTAL CATTLE LEVY	1,836.30	31,316.26
DISBURSED		29,479.96-
NET CATTLE LEVY	1,836.30	1,836.30

SHEEP/GOAT LEVY

CURRENT TAXES		9.45
DELINQUENT TAXES		9.34
TOTAL SHEEP/GOAT LEVY		18.79
DISBURSED		18.79-
NET SHEEP/GOAT LEVY		

EQUINE LEVY

CURRENT TAXES	4.49	90.38
DELINQUENT TAXES		33.30
TOTAL EQUINE LEVY	4.49	123.68
DISBURSED		119.19-
NET EQUINE LEVY	4.49	4.49

DAIRY CATTLE LEVY

CURRENT TAXES	37,437.41	131,935.90
DELINQUENT TAXES		1,911.06
TOTAL DAIRY CATTLE LEVY	37,437.41	133,846.96
DISBURSED		96,409.55-
NET DAIRY CATTLE LEVY	37,437.41	37,437.41

STATE COST (RESEARCH FEE)

COLLECTIONS	290.00	10,618.54
DISBURSED		10,328.54-
NET STATE COST FEES	290.00	290.00

STATE PENALTY & INTEREST

COLLECTIONS		
DISBURSEMENTS		
NET STATE PENALTY & INTEREST		

TOTAL REMITTANCE TO:
STATE OF NEW MEXICO
TREASURER'S CHECK # 3202

249,186.60
- 290.00 State Cost Fees
248,896.60

Bernice Baker

STATE OF NEW MEXICO

REMITTANCE STATE AND SPECIAL TAXES TO STATE TREASURER

County of: Curry

Date: MAY 31 2011

Remitted by: Bernice Baker

For the Month/Year of: MAY 2011

	Taxes for Year	State Levy	New Mexico Livestock Board				Total (=)
			Dairy Industry (+)	Cattle Indemnity (+)	Sheep Sanitary (+)	Other (+)	
Amount	2010 (+)	210,995.50	37,815.57	1,854.85		4.54	250,670.46
Less	1% Admin. Fee (-)	2,109.94	378.16	18.55		.05	2,506.70
Remitted	(=)	208,885.56	37,437.41	1,836.30		4.49	248,163.76
Amount	2009 (+)	456.72					456.72
Less	1% Admin. Fee (-)	4.58					4.58
Remitted	(=)	452.14					452.14
Amount	2008 (+)	183.33					183.33
Less	1% Admin. Fee (-)	1.83					1.83
Remitted	(=)	181.50					181.50
Amount	2007 (+)	94.59					94.59
Less	1% Admin. Fee (-)	.95					.95
Remitted	(=)	93.64					93.64
Amount	2006 (+)	4.36					4.36
Less	1% Admin. Fee (-)	.05					.05
Remitted	(=)	4.31					4.31
Amount	2005 (+)	1.26					1.26
Less	1% Admin. Fee (-)	.01					.01
Remitted	(=)	1.25					1.25
Amount	2004 (+)						
Less	1% Admin. Fee (-)						
Remitted	(=)						
Amount	2003 (+)						
Less	1% Admin. Fee (-)						
Remitted	(=)						
Amount	2002 (+)						
Less	1% Admin. Fee (-)						
Remitted	(=)						
Amount	2001 (+)						
Less	1% Admin. Fee (-)						
Remitted	(=)						
Amount	2000 (+)						
Less	1% Admin. Fee (-)						
Remitted	(=)						
Total Remitted							248,896.60

I hereby certify that the above is a true and correct statement by:

Bernice Baker
County Treasurer Signature

Check Number: 3602

Effective July 1, 2001: Section 7-38-38.1(B) was amended to require County Treasurer to automatically deduct a 1% administrative fee from applicable property tax collections. Under each tax year, include revenues collected less the 1% administrative fee. Under the 1% administrative fee, list 1% as a positive number. Deficit numbers in any column will not be accepted or processed.

Reported as of TUESDAY MAY 31, 2011

DLS B2

Monthly	Yearly
Net	Net
Activity	Activity

CURRENT MONTH REMITTANCE TO:
CITY OF CLOVIS

OPERATIONAL LEVY

CURRENT TAXES	338,094.17	1,516,671.66	
DELINQUENT TAXES	1,552.52	78,993.61	
TOTAL OPERATIONAL LEVY	339,646.69	1,595,665.27	
DISBURSED		1,256,018.58	
NET OPERATIONAL LEVY	339,646.69	339,646.69	

Before 1%

343,077.47

DEBT SERVICE LEVY

CURRENT TAXES
DELINQUENT TAXES
TOTAL DEBT SERVICE LEVY
DISBURSED
NET DEBT SERVICE LEVY

TOTAL REMITTANCE TO: CITY OF CLOVIS	339,646.69	339,646.69
--	------------	------------

TREASURER'S CHECK # 3603

Bernice Baker

BILLING FOR 1% OF PROPERTY
TAX COLLECTION FOR THE MONTH

MUNICIPAL OPERATIONAL LEVY	339,646.69	1,595,665.27
MUNICIPAL DEBT SERVICE	2,319.74	12,219.21
TOTAL SUBJECT TO 1%	341,966.43	1,607,884.48

Reported as of TUESDAY MAY 31, 2011

DLS

B2

Monthly
Net
Activity

Yearly
Net
Activity

CURRENT MONTH REMITTANCE TO:
CITY OF TEXICO

OPERATIONAL LEVY

CURRENT TAXES	2,283.84
DELINQUENT TAXES	35.90
TOTAL OPERATIONAL LEVY	2,319.74
DISBURSED	
NET OPERATIONAL LEVY	2,319.74

Before 1%

2,343.18

DEBT SERVICE LEVY

CURRENT TAXES	
DELINQUENT TAXES	
TOTAL DEBT SERVICE LEVY	
DISBURSED	
NET DEBT SERVICE LEVY	

TOTAL REMITTANCE TO: CITY OF TEXICO	2,319.74
TREASURER'S CHECK # <u>3604</u>	

2,319.74

Bernice Baker

BILLING FOR 1 $\frac{1}{2}$ OF PROPERTY
TAX COLLECTION FOR THE MONTH

MUNICIPAL OPERATIONAL LEVY	2,319.74
TOTAL SUBJECT TO 1 $\frac{1}{2}$	2,319.74

12,219.21
12,219.21

County of Curry
VILLAGE OF MELROSE

Reported as of TUESDAY MAY 31, 2011

DLS

B2

Monthly	Yearly
Net	Net
Activity	Activity

CURRENT MONTH REMITTANCE TO:
VILLAGE OF MELROSE

OPERATIONAL LEVY
CURRENT TAXES
DELINQUENT TAXES
TOTAL OPERATIONAL LEVY
DISBURSED
NET OPERATIONAL LEVY

1,551.73	10,364.66
13.33	437.34
1,565.06	10,802.00
	9,236.94-
1,565.06	1,565.06

Before 1%

1,580.87

DEBT SERVICE LEVY
CURRENT TAXES
DELINQUENT TAXES
TOTAL DEBT SERVICE LEVY
DISBURSED
NET DEBT SERVICE LEVY

TOTAL REMITTANCE TO:
VILLAGE OF MELROSE
TREASURER'S CHECK # 3605

1,565.06	1,565.06
----------	----------

Bernice Baker

BILLING FOR 1% OF PROPERTY
TAX COLLECTION FOR THE MONTH

MUNICIPAL OPERATIONAL LEVY
TOTAL SUBJECT TO 1%

1,565.06	10,802.00
1,565.06	10,802.00

Monthly	Yearly
Net	Net
Activity	Activity

CURRENT MONTH REMITTANCE TO:
VILLAGE OF GRADY

OPERATIONAL LEVY

CURRENT TAXES	156.10
DELINQUENT TAXES	
TOTAL OPERATIONAL LEVY	156.10
DISBURSED	
NET OPERATIONAL LEVY	156.10

3,360.26
450.21
3,810.47
3,654.37-
156.10

Before 1%

157.68

DEBT SERVICE LEVY

CURRENT TAXES
DELINQUENT TAXES
TOTAL DEBT SERVICE LEVY
DISBURSED
NET DEBT SERVICE LEVY

156.10

156.10

TOTAL REMITTANCE TO:

VILLAGE OF GRADY

TREASURER'S CHECK # 3606

Bernice Baker

BILLING FOR 1% OF PROPERTY
TAX COLLECTION FOR THE MONTH

MUNICIPAL OPERATIONAL LEVY	156.10
TOTAL SUBJECT TO 1%	156.10

3,810.47
3,810.47

Monthly Net Activity	Yearly Net Activity
----------------------------	---------------------------

CURRENT MONTH REMITTANCE TO:
CLOVIS SCHOOLS

OPERATIONAL LEVY

CURRENT TAXES	59,185.00	265,033.82
DELINQUENT TAXES	282.37	12,878.75
TOTAL OPERATIONAL LEVY	59,467.37	277,912.57
DISBURSED		218,445.20-
NET OPERATIONAL	59,467.37	59,467.37

Before 1%

60,068.05

DEBT SERVICE LEVY

CURRENT TAXES	597,833.23	2,675,860.34
DELINQUENT TAXES	2,734.34	125,792.07
TOTAL DEBT SERVICE LEVY	600,567.57	2,801,652.41
DISBURSEMENT		2,201,084.84-
NET DEBT SERVICE	600,567.57	600,567.57

606,633.90

CAPITAL IMPROVEMENT LEVY

CURRENT TAXES	237,167.48	1,062,002.44
DELINQUENT TAXES	1,130.86	51,541.73
TOTAL CAPITAL IMPROVEMENT	238,298.34	1,113,544.17
DISBURSED		875,245.83-
NET CAPITAL PROJECTS	238,298.34	238,298.34

240,705.40

TOTAL REMITTANCE TO:

CLOVIS SCHOOLS	898,333.28	898,333.28
----------------	------------	------------

907,407.35

TREASURER'S CHECK # 3607
3608
3609

Bernice Baker

BILLING FOR 1% OF PROPERTY
TAX COLLECTION FOR THE MONTH

SCHOOL OPERATIONAL LEVY	59,467.37	277,912.57
SCHOOL DEBT SERVICE LEVY	600,567.57	2,801,652.41
SCHOOL CAPITAL IMPROVEMENTS	238,298.34	1,113,544.17
TOTAL SUBJECT TO 1%	898,333.28	4,193,109.15

Monthly	Yearly
Net	Net
Activity	Activity

**CURRENT MONTH REMITTANCE TO:
 TEXICO SCHOOLS**

OPERATIONAL LEVY

CURRENT TAXES	5,321.35	20,284.15
DELINQUENT TAXES	19.77	861.92
TOTAL OPERATIONAL LEVY	5,341.12	21,146.07
DISBURSED		15,804.95-
NET OPERATIONAL	5,341.12	5,341.12

Before 1%

5,395.08

DEBT SERVICE LEVY

CURRENT TAXES	56,068.09	214,634.32
DELINQUENT TAXES	188.17	9,206.98
TOTAL DEBT SERVICE LEVY	56,256.26	223,841.30
DISBURSED		167,585.04-
NET DEBT SERVICE	56,256.26	56,256.26

56,824.50

CAPITAL IMPROVEMENT LEVY

CURRENT TAXES	21,424.59	82,015.47
DELINQUENT TAXES	84.12	3,539.48
TOTAL CAPITAL IMPROVEMENT	21,508.71	85,554.95
DISBURSED		64,046.24-
NET CAPITAL IMPROVEMENT	21,508.71	21,508.71

21,725.98

TOTAL REMITTANCE TO:

TEXICO SCHOOLS	83,106.09	83,106.09
----------------	-----------	-----------

83,945.56

TREASURER'S CHECK # 3610

Benice Baker

**BILLING FOR 1% OF PROPERTY
 TAX COLLECTION FOR THE MONTH**

SCHOOL OPERATIONAL LEVY	5,341.12	21,146.07
SCHOOL DEBT SERVICE LEVY	56,256.26	223,841.30
SCHOOL CAPITAL IMPROVEMENTS	21,508.71	85,554.95
TOTAL SUBJECT TO 1%	83,106.09	330,542.32

Monthly	Yearly
Net	Net
Activity	Activity

CURRENT MONTH REMITTANCE TO:
MELROSE SCHOOLS

OPERATIONAL LEVY

CURRENT TAXES	2,062.59	8,818.74
DELINQUENT TAXES	3.09	167.01
TOTAL OPERATIONAL LEVY	2,065.68	8,985.75

Before 1%

2,086.54

DISBURSED		6,920.07-
NET OPERATIONAL LEVY	2,065.68	2,065.68

DEBT SERVICE LEVY

CURRENT TAXES		18.88
DELINQUENT TAXES		18.88
TOTAL DEBT SERVICE LEVY		18.88
DISBURSED		18.88-
NET DEBT SERVICE LEVY		

CAPITAL IMPROVEMENT LEVY

CURRENT TAXES	8,250.29	35,268.43
DELINQUENT TAXES	12.34	667.53
TOTAL CAPITAL IMPROVEMENT	8,262.63	35,935.96
DISBURSED		27,673.33-
NET CAPITAL IMPROVEMENTS	8,262.63	8,262.63

8,346.09

TOTAL REMITTANCE TO: MELROSE SCHOOLS	10,328.31	10,328.31
TREASURER'S CHECK # <u>3611</u>		

10,432.63

Denise Baker

BILLING FOR 1% OF PROPERTY
TAX COLLECTION FOR THE MONTH

SCHOOL OPERATIONAL LEVY	2,065.68	8,985.75
SCHOOL DEBT SERVICE LEVY		18.88
SCHOOL CAPITAL IMPROVEMENTS	8,262.63	35,935.96
TOTAL SUBJECT TO 1%	10,328.31	44,940.59

Reported as of TUESDAY MAY 31, 2011

DLS B2

Monthly	Yearly
Net	Net
Activity	Activity

CURRENT MONTH REMITTANCE TO:
GRADY SCHOOLS

OPERATIONAL LEVY		
CURRENT TAXES	560.46	3,481.48
DELINQUENT TAXES		145.05
TOTAL OPERATIONAL LEVY	560.46	3,626.53
DISBURSED		3,066.07-
NET OPERATIONAL LEVY	560.46	560.46

Before 1%

560.13

DEBT SERVICE LEVY		
CURRENT TAXES	7,741.32	48,087.48
DELINQUENT TAXES		1,839.86
TOTAL DEBT SERVICE LEVY	7,741.32	49,927.34
DISBURSED		42,186.02-
NET DEBT LEVY	7,741.32	7,741.32

7,819.51

CAPITAL IMPROVEMENT LEVY		
CURRENT TAXES	2,242.24	13,928.30
DELINQUENT TAXES		580.11
TOTAL CAPITAL IMPROVEMENT	2,242.24	14,508.41
DISBURSED		12,266.17-
NET CAPITAL IMPROVEMENT	2,242.24	2,242.24

2,264.89

SD 61 EDUCATIONAL TECH DEBT		
CURRENT TAXES		
DELINQUENT TAXES		
TOTAL EDUCATIONAL TECH DEBT		
DISBURSED		
NET EDUCATIONAL TECH DEBT		

10,650.53

TOTAL REMITTANCE TO:	10,544.02	10,544.02
GRADY SCHOOLS		
TREASURER'S CHECK # <u>3612</u>		

Denise Baker

BILLING FOR 1% OF PROPERTY
TAX COLLECTION FOR THE MONTH

SCHOOL OPERATIONAL LEVY	560.46	3,626.53
SCHOOL DEBT SERVICE LEVY	7,741.32	49,927.34
SCHOOL CAPITAL IMPROVEMENTS	2,242.24	14,508.41
SD 61 EDUCATIONAL TECH DEBT		
CURRENT TAXES		
DELINQUENT TAXES		
TOTAL SUBJECT TO 1%	10,544.02	68,062.28

County of Curry
CLOVIS COMMUNITY COLLEGE
Reported as of TUESDAY MAY 31, 2011

Monthly	Yearly
Net	Net
Activity	Activity

CURRENT MONTH REMITTANCE TO:
CLOVIS COMMUNITY COLLEGE

OPERATIONAL LEVY
CURRENT TAXES
DELINQUENT TAXES
TOTAL OPERATIONAL LEVY
BONDS

CURRENT TAXES	237,152.12	1,062,028.02
DELINQUENT TAXES	1,130.84	51,540.08
TOTAL BONDS	238,282.96	1,113,568.10

DISBURSED		875,285.14-
NET OPERATIONAL	238,282.96	238,282.96

TOTAL REMITTANCE TO: CLOVIS COMMUNITY COLLEGE	238,282.96	238,282.96
--	------------	------------

TREASURER'S CHECK # 3613

Bernice Baker

BILLING FOR 1% OF PROPERTY
TAX COLLECTION FOR THE MONTH

COLLEGE OPERATIONAL
COLLEGE BONDS
TOTAL SUBJECT TO 1%

County of Curry
CHILDREN'S TRUST FUND STATE OF NEW MEXICO
Reported as of TUESDAY MAY 31, 2011

Monthly	Yearly
Net	Net
Activity	Activity

CURRENT MONTH REMITTANCE TO:
DEPARTMENT OF HUMAN SERVICE
STATE OF NEW MEXICO
CHILDREN'S TRUST FUND

REC'D FROM CLERK'S RECORDING	660.00	7,755.00
------------------------------	--------	----------

TOTAL OPERATIONAL LEVY

DEBT SERVICE LEVY
CURRENT TAXES
DELINQUENT TAXES
TOTAL DEBT SERVICE LEVY

TOTAL REMITTANCE TO: DEPARTMENT OF HUMAN SERVICES	660.00	7,755.00
--	--------	----------

TREASURER'S CHECK # 3614

SUBMIT BY 15th OF MONTH TO:

One (1) to each School District in the County

One (1) to:

SCHOOL BUDGET AND FINANCE ANALYSIS BUREAU

NM PUBLIC EDUCATION DEPARTMENT

300 DON GASPAR, ROOM 221

SANTA FE, NM 87501

(505) 827-3860

(505) 827-9931 (FAX)

One (1) to Inter-County Treasurer

COUNTY TREASURER REPORT OF TAX COLLECTIONS

Taxes collected in County: CURRY for School District: 1
CLOVIS during the month of MAY 2011 to be credited to
County CURRY.

Operational School Levy

41110 – Residential/Non-Residential Taxes \$ 59,467.37

41113 – Oil and Gas Taxes \$ _____

41114 – Copper Production \$ _____

Capital Improvements Levy (SB-9)

41110 – Residential/Non-Residential Taxes \$ 238,298.34

41113 – Oil and Gas Taxes \$ _____

41114 – Copper Production \$ _____

Capital Improvements Levy (HB-33)

41110 – Residential/Non-Residential Taxes \$ _____

41113 – Oil and Gas Taxes \$ _____

41114 – Copper Production \$ _____

Educational Technology Debt Levy

41110 – Residential/Non-Residential Taxes \$ _____

41113 – Oil and Gas Taxes \$ _____

41114 – Copper Production \$ _____

Debt Service Levy

41110 – Residential/Non-Residential Taxes \$ 600,567.57

41113 – Oil and Gas Taxes \$ _____

41114 – Copper Production \$ _____

TOTAL REMITTANCE: \$ 898,333.28

I certify that the above information is a true and accurate report of collections of taxes applicable to this county in accordance with Section 22-8-1, NMSA 1978.

Date of this Transmittal: 5-31-11

Bernice Baker
County Treasurer

SUBMIT BY 15th OF MONTH TO:

One (1) to each School District in the County

One (1) to:

SCHOOL BUDGET AND FINANCE ANALYSIS BUREAU

NM PUBLIC EDUCATION DEPARTMENT

300 DON GASPAR, ROOM 221

SANTA FE, NM 87501

(505) 827-3860

(505) 827-9931 (FAX)

One (1) to Inter-County Treasurer

COUNTY TREASURER REPORT OF TAX COLLECTIONS

Taxes collected in County: CURRY for School District: 2
TEXICO during the month of MAY 2011, to be credited to County
CURRY.

Operational School Levy

41110 – Residential/Non-Residential Taxes \$ 5,341.12

41113 – Oil and Gas Taxes \$ _____

41114 – Copper Production \$ _____

Capital Improvements Levy (SB-9)

41110 – Residential/Non-Residential Taxes \$ 21,508.71

41113 – Oil and Gas Taxes \$ _____

41114 – Copper Production \$ _____

Capital Improvements Levy (HB-33)

41110 – Residential/Non-Residential Taxes \$ _____

41113 – Oil and Gas Taxes \$ _____

41114 – Copper Production \$ _____

Educational Technology Debt Levy

41110 – Residential/Non-Residential Taxes \$ _____

41113 – Oil and Gas Taxes \$ _____

41114 – Copper Production \$ _____

Debt Service Levy

41110 – Residential/Non-Residential Taxes \$ 56,256.26

41113 – Oil and Gas Taxes \$ _____

41114 – Copper Production \$ _____

TOTAL REMITTANCE: \$ 83,106.09

I certify that the above information is a true and accurate report of collections of taxes applicable to this county in accordance with Section 22-8-1, NMSA 1978.

Date of this Transmittal: 5-31-11

Bernice Baker
County Treasurer

SUBMIT BY 15th OF MONTH TO:

One (1) to each School District in the County

One (1) to:

SCHOOL BUDGET AND FINANCE ANALYSIS BUREAU

NM PUBLIC EDUCATION DEPARTMENT

300 DON GASPAR, ROOM 221

SANTA FE, NM 87501

(505) 827-3860

(505) 827-9931 (FAX)

One (1) to Inter-County Treasurer

COUNTY TREASURER REPORT OF TAX COLLECTIONS

Taxes collected in County: CURRY for School District: 12
MELROSE during the month of MAY 2011, to be credited to County
CURRY.

Operational School Levy

41110 – Residential/Non-Residential Taxes \$ 2,065.68
41113 – Oil and Gas Taxes \$ _____
41114 – Copper Production \$ _____

Capital Improvements Levy (SB-9)

41110 – Residential/Non-Residential Taxes \$ 8,262.63
41113 – Oil and Gas Taxes \$ _____
41114 – Copper Production \$ _____

Capital Improvements Levy (HB-33)

41110 – Residential/Non-Residential Taxes \$ _____
41113 – Oil and Gas Taxes \$ _____
41114 – Copper Production \$ _____

Educational Technology Debt Levy

41110 – Residential/Non-Residential Taxes \$ _____
41113 – Oil and Gas Taxes \$ _____
41114 – Copper Production \$ _____

Debt Service Levy

41110 – Residential/Non-Residential Taxes \$ _____
41113 – Oil and Gas Taxes \$ _____
41114 – Copper Production \$ _____

TOTAL REMITTANCE: \$ 10,328.31

I certify that the above information is a true and accurate report of collections of taxes applicable to this county in accordance with Section 22-8-1, NMSA 1978.

Date of this Transmittal: 5-31-11

Bernice Baker
County Treasurer

SUBMIT BY 15th OF MONTH TO:

One (1) to each School District in the County

One (1) to:

**SCHOOL BUDGET AND FINANCE ANALYSIS BUREAU
NM PUBLIC EDUCATION DEPARTMENT
300 DON GASPAR, ROOM 221
SANTA FE, NM 87501
(505) 827-3860
(505) 827-9931 (FAX)**

One (1) to Inter-County Treasurer

COUNTY TREASURER REPORT OF TAX COLLECTIONS

Taxes collected in County: CURRY for School District: 61
GRADY during the month of MAY 2011, to be credited to County
CURRY

Operational School Levy

41110 – Residential/Non-Residential Taxes	\$ <u>560.46</u>
41113 – Oil and Gas Taxes	\$ _____
41114 – Copper Production	\$ _____

Capital Improvements Levy (SB-9)

41110 – Residential/Non-Residential Taxes	\$ <u>2,242.24</u>
41113 – Oil and Gas Taxes	\$ _____
41114 – Copper Production	\$ _____

Capital Improvements Levy (HB-33)

41110 – Residential/Non-Residential Taxes	\$ _____
41113 – Oil and Gas Taxes	\$ _____
41114 – Copper Production	\$ _____

Educational Technology Debt Levy

41110 – Residential/Non-Residential Taxes	\$ _____
41113 – Oil and Gas Taxes	\$ _____
41114 – Copper Production	\$ _____

Debt Service Levy

41110 – Residential/Non-Residential Taxes	\$ <u>7,741.32</u>
41113 – Oil and Gas Taxes	\$ _____
41114 – Copper Production	\$ _____

TOTAL REMITTANCE: \$ 10,544.02

I certify that the above information is a true and accurate report of collections of taxes applicable to this county in accordance with Section 22-8-1, NMSA 1978.

Date of this Transmittal: 5-31-11

Bernice Baker
County Treasurer

Property Tax Division
Send To: New Mexico Taxation and Revenue Department
PO Box 25126
Santa Fe, NM 87504-5126

COUNTY MONTHLY P&I STATE COST PAYMENT COUPON
(DELINQUENCY LIST SUSPENSE FUNE – 830)

County: CURRY Code: 05 Date of Check: 05-31-11 Check No: 3615 & 3616

Cost: \$ 290.00 P&I \$ 895.70

Payment For the Month of: MAY Year: 2011

Total Amount Enclosed: \$ 1,185.70

Fund No: 830
Agency No: 333
Balance Sheet No: 2919